



SRI LANKA

**LISTING OF NON - AGRICULTURAL  
ECONOMIC ACTIVITIES  
1995**

**Rural Sector**

**District Report**

**Kalutara District**

*department of census and statistics  
ministry of finance and planning*





**LISTING OF NON - AGRICULTURAL  
ECONOMIC ACTIVITIES  
1995**

**Rural Sector**

**District Report**

**Kalutara District**

LISTING OF NON-AGRICULTURAL

ECONOMIC ACTIVITIES

1999

செயல்பாட்டு

ISBN 955 - 577 - 249 - 5

பதிப்பு

1999

Published in 1999

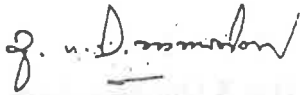
பதிப்பு

## PREFACE

The Department of Census and Statistics carried out a comprehensive listing of Non Agricultural Economic Activities in 1995 and covered rural areas of all provinces except Northern and Eastern provinces.

This report which includes basic Industrial statistics in the rural sector of the Kalutara District is prepared to serve the immediate needs of the Grama Niladhari Division and Divisional Secretariat Divisional level data users. It is planned to publish the similar reports for all relevant Districts and the all island report.

I hope that the information presented in this document, though it is provisional will be of immense use to planners and policy makers.



A.G.W. Nanayakkara.  
Director General.  
Dept.of Census & Statistics,  
No. 15/12,  
Maitland Crescent,  
Colombo 07.  
27th. July 1999.

## ACKNOWLEDGEMENT

The listing operation of Non- Agricultural Economic Activities was undertaken by the Department of Census & Statistics which was funded by Institute of Construction Training and Development (ICTAD). This operation was planned mainly to establish a frame of building material industries and to ascertain the out put of the construction sector.

The planning, execution and successful completion of the entire listing operation were performed by the staff of Industry and Construction Division of the Department.

Enumerators who did the listing operation at the Grama Niladhari Division level, Statistical Investigators who were responsible for data collection and the District Statisticians / Statistical Officers who coordinated the activity are acknowledged.

The staff of the Data Processing Division and Statistical Investigators attached to some District offices who were engaged in computer data entry activities are much appreciated.

Special thanks are due to District Secretary and Divisional Secretaries of the District whose fullest co-operation was very vital to the successful completion of this operation.

Preparation of this publication was done by Mr. D.S.S.Gunawardana Statistical Officer using Apple Mackintosh and the statistical tables were obtained by Mr. R.D.N. Premawansa Statistical Investigator using SPSS PC+.

Acknowledgements are also due to Mr. K. D. Siripala, Deputy Director and his staff for printing this report within a short period.

The co-operation given by the respondents is also much appreciated.

## CONTENTS

	PAGE
1. PREFACE	
2. ACKNOWLEDGEMENT	
3. CONTENTS	
A. INTRODUCTION	1
B. COVERAGE	1
C. LISTING OPERATION	2
D. PREPARATION OF TABLES	2
4. TABLES	5 - 29
5. CHARTS	30 - 35
6. ANNEX	36
<b>Table Nos:</b>	
1. No. of Establishments & persons engaged by Divisional Secretary Division 1995.	5
2. No. of Establishments & persons engaged by Divisional Secretary Division & by Sector 1995.	5
3. No. of Establishments & persons engaged by Divisional Secretary Division & by Size Class 1995.	6
4. No. of Establishments & persons engaged by Major Industry Division ( ISIC 1 digit level ) 1995.	6
5. No. of Establishments & persons engaged by Industry Division. ( ISIC 2 digit level ) 1995.	7
6. No. of Establishments & persons engaged by Major Industry Group ( ISIC 3 digit level ) 1995.	8
7. No. of Establishments & persons engaged by Industry Group ( ISIC 4 digit level ) 1995.	9

<b>Table Nos:</b>		<b>Page</b>
<b>8.</b>	<b>No. of Establishments &amp; persons engaged by Divisional Secretary Division &amp; Major Industry Division ( ISIC 1 digit level ) 1995.</b>	<b>11</b>
<b>9.</b>	<b>No. of Establishments &amp; persons engaged by Divisional Secretary Division &amp; Industry Division ( ISIC 2 digit level ) 1995.</b>	<b>12</b>
<b>10.</b>	<b>Distribution of Establishments &amp; persons engaged by Divisional Secretary Division &amp; persons engaged size class 1995.</b>	<b>17</b>

**Chart Nos:**

<b>1.</b>	<b>No. of Establishments by Divisional Secretary Division 1995.</b>	<b>30</b>
<b>2.</b>	<b>Persons engaged by Divisional Secretary Division 1995.</b>	<b>31</b>
<b>3.</b>	<b>No. of Establishments by persons engaged size class 1995.</b>	<b>32</b>
<b>4.</b>	<b>Persons engaged by size class 1995.</b>	<b>33</b>
<b>5.</b>	<b>No. of Establishments by Industry Division 1995.</b>	<b>34</b>
<b>6.</b>	<b>No. of Establishments &amp; persons engaged by Type of Sector 1995.</b>	<b>35</b>



## **Listing of Non Agricultural Economic Activities - 1995**

### **A. Introduction**

Listing of Non Agricultural Economic Activities was conducted in stage is in Rural Sector covering all districts except the districts in Northern & Eastern Provinces. The main objective of this exercise was to identify the building material producing units and to compile the value of construction output of the housing sector as required by ICTAD. However, in order to make the exercise complete all non agricultural activities were enumerated.

A Grama Niladhari ( GN ) Division or a part of GN Division was considered as an enumeration area and enumerators were appointed by the Divisional Secretary of the area. The enumerator prepared a list of non agricultural economic activities by visiting each and every building in the enumeration area under the supervision of District Statistical Staff and the Head Office Staff.

### **B. Coverage**

#### **i. Economic Activities**

The following Economic Activities were covered by the listing of non-agricultural economic activities.

1. Mining and Quarrying
2. Manufacturing
3. Electricity, Gas production & Water supply
4. Trade, Hotels and restaurants
5. Transport, Communication & Storage
6. Finance, Insurance, Real estate and business services
7. Public Administration, Education & Health activities
8. Community and Social Service & Private service activities
9. Construction

#### **ii Area**

This listing operation covered only the rural sector in Sri Lanka and did not cover:

1. Northern and Eastern Provinces
2. All Municipal Councils and Urban Councils
3. Areas covered by the Board of Investment

### C. Listing Operation

The recruited enumerators were given a two days training by panel of trainers selected and trained for that purpose in advance. An enumerator is assigned to each enumeration area which is usually a GN Division . When the GN Division is spread over a larger area or has a large number of housing units / buildings, the GN Division is divided into two enumeration areas.

The enumerators were asked to complete one line in the listing form (L) for each housing unit / building with the following information.

1. Name of the owner proprietor of the enterprise/chief occupant
2. Postal address
3. Nature of the unit
4. Type of Economic activity
5. Type of construction activity
6. Numbe of residents

If the housing unit/building was having the activities on

1. Mining and quarrying
2. Manufacturing
3. Electricity, Gas and Water

The following further information is inserted to the L1 form.

1. Economic Organization of the Establishment
2. Type of ownership of the establishment
3. Type of Industry
4. Major Products produced by the establishment
5. Persons engaged in the industry

Further if the housing units/building had done some construction activities during the reference period that too were included in an another form called L 3 with the following additional information.

1. Type of the Construction Activity done during the period from January to June in 1995
2. Expenditure/Estimated expenditure incurred during the period
3. Source of funds

#### D. Preparation of Tables

The information collected by the enumerators through L1 form was checked for completeness and data coded by the range Statistical Investigator under the supervision of the District Statistician/Statistical Officer. When two major products were given for an establishment, but products were coded using the information available in column 6 & 7. However the code for the 1st product is considered as the code relevant for the whole establishment in the tabulation procedure.

In most of the districts, data entry was done at the District Office itself using the personal computers available there. However L1 forms relevant to few districts were fed to the computer by the Data Processing Division of the Department.

The tabulation was done by the Industry and Construction Division using the SPSS PC+ package. The tables consist number of establishments and the persons engaged by Divisional Secretary Division and ISIC two digit level (Revision 3) in one set and ISIC 4 digit level (Revision 03) at district level in the other set. In cases when it is felt that the individual identification is disclosed, the information is either combined with another category or suppressed.

பொருள் வாரியகத்தின் கீழ் செயல்படும் பொது நல அமைப்புகள், குறிப்பாக கழிவுநீர் கட்டுப்பாட்டு அமைப்புகள், சிறந்த நிர்வாக முறைகளை மேற்கொள்ள வேண்டும். மேலும், பொது நல அமைப்புகளின் செயல்பாட்டை கட்டுப்பாட்டு அமைப்புகள் கண்காணிக்க வேண்டும்.

பொது நல அமைப்புகளின் செயல்பாட்டை கட்டுப்பாட்டு அமைப்புகள் கண்காணிக்க வேண்டும். மேலும், பொது நல அமைப்புகளின் செயல்பாட்டை கட்டுப்பாட்டு அமைப்புகள் கண்காணிக்க வேண்டும்.

பொது நல அமைப்புகளின் செயல்பாட்டை கட்டுப்பாட்டு அமைப்புகள் கண்காணிக்க வேண்டும். மேலும், பொது நல அமைப்புகளின் செயல்பாட்டை கட்டுப்பாட்டு அமைப்புகள் கண்காணிக்க வேண்டும்.



TABLE 1: NO. OF ESTABLISHMENT\* & PERSONS ENGAGED BY DIVISIONAL  
SECRETARY DIVISION  
KALUTARA DISTRICT - RURAL SECTOR - 1995

D. S. DIVISION	NO. OF ESTABLISHMENTS	PERSONS ENGAGED
AGALAWATTA.....	1,042	2,255
BANDARAGAMA.....	963	4,405
BERUWALA.....	423	2,523
BULATHSINHALA.....	550	2,387
DODANGODA.....	662	5,220
HORANA.....	1,088	11,221
KALUTARA.....	1,054	4,195
MADURAWALA.....	414	1,096
MATHUGAMA.....	371	2,316
PANADURA.....	1,051	5,920
WALALLAWITA.....	402	896
TOTAL.....	8,020	42,514

\* - MINING & QUARRYING AND MANUFACTURING

TABLE 2: NO. OF ESTABLISHMENT\* & PERSONS ENGAGED BY DIVISIONAL SECRETARY DIVISION & BY SECTOR  
KALUTARA DISTRICT - RURAL SECTOR - 1995

D. S. DIVISION	TYPE OF SECTOR			
	PRIVATE **		OTHER	
	NO. OF ESTABLISHMENTS	PERSONS ENGAGED	NO. OF ESTABLISHMENTS	PERSONS ENGAGED
AGALAWATTA.....	993	1,814	49	441
BANDARAGAMA.....	950	4,043	13	442
BERUWALA.....	422	2,522	1	1
BULATHSINHALA.....	527	1,900	23	487
DODANGODA.....	625	4,626	37	594
HORANA.....	1,078	11,077	10	144
KALUTARA.....	1,034	3,348	20	847
MADURAWALA.....	413	1,090	1	6
MATHUGAMA.....	353	982	18	1,334
PANADURA.....	1,013	5,417	38	503
WALALLAWITA.....	400	879	2	17
TOTAL.....	7,808	37,698	212	4,816

\* - MINING & QUARRYING AND MANUFACTURING

\*\* - EXCLUDING B.O.I.

TABLE 3: NO. OF ESTABLISHMENT\* & PERSONS ENGAGED BY DIVISIONAL SECRETARY DIVISION & BY SIZE CLASS  
KALUTARA DISTRICT - RURAL SECTOR - 1995

D.S. DIVISION	PERSONS ENGAGED SIZE CLASS					
	1 - 4		5 - 14		15 & ABOVE	
	NO. OF ESTABLISHMENTS	PERSONS ENGAGED	NO. OF ESTABLISHMENTS	PERSONS ENGAGED	NO. OF ESTABLISHMENTS	PERSONS ENGAGED
AGALAWATTA.....	1,002	1,429	34	236	6	590
BANDARAGAMA.....	774	1,381	149	1,035	40	2,069
BERUWALA.....	381	630	33	209	9	1,684
BULATHSINHALA.....	453	828	74	544	23	1,015
DODANGODA.....	593	1,072	41	300	28	3,848
HORANA.....	863	1,591	174	1,240	51	8,390
KALUTARA.....	920	1,846	113	828	21	1,521
MADURAWALA.....	353	583	59	443	-	-
MATHUGAMA.....	326	538	29	220	18	1,628
PANADURA.....	864	1,705	135	965	52	3,250
WALALLAWITA.....	375	582	24	194	3	120
TOTAL.....	6,904	12,185	865	6,214	251	24,115

\* - MINING & QUARRYING AND MANUFACTURING

TABLE 4: NO. OF ESTABLISHMENT\* & PERSONS ENGAGED BY MAJOR INDUSTRY DIVISION\*\* (ISIC 1 DIGIT LEVEL)  
KALUTARA DISTRICT - RURAL SECTOR - 1995

MAJOR INDUSTRY DIVISION	NO. OF ESTABLISHMENTS	PERSONS ENGAGED
C MINING & QUARRYING.....	652	3,065
D MANUFACTURING.....	7,368	39,449
TOTAL.....	8,020	42,514

\* - MINING & QUARRYING AND MANUFACTURING

\*\* - ISIC REVISION 03

TABLE 5: NO. OF ESTABLISHMENT\* & PERSONS ENGAGED BY INDUSTRY DIVISION\*\* (ISIC 2 DIGIT LEVEL)  
KALUTARA DISTRICT - RURAL SECTOR - 1995

INDUSTRY DIVISION	NO. OF ESTABLISHMENTS	PERSONS ENGAGED
14 OTHER MINING & QUARRYING.....	652	3,065
15 FOOD PRODUCTS & BEVERAGES.....	1,384	4,326
16 TOBACCO PRODUCTS.....	643	1,309
17 TEXTILES.....	836	4,694
18 WEARING APPEREL DRESSING & DYEING OF FUR.....	847	11,256
19 TRAINING & DRESSING OF LEATHER, LEATHER-GOODS & FOOTWEAR...	125	656
20 WOOD & WOOD PRODUCTS, EXCEPT FURNITURE.....	969	3,456
21 PAPER & PAPER PRODUCTS.....	66	179
22 PUBLISHING, PRINTING & REPRODUCTION OF RECORDED MEDIA.....	25	93
24 CHEMICALS & CHEMICAL PRODUCTS.....	95	896
25 RUBBER & PLASTICS PRODUCTS.....	1,080	7,342
26 OTHER NON-METALIC MINERAL PRODUCTS.....	483	1,482
27 BASIC METAL INDUSTRIES.....	18	70
28 FABRICATED METAL PRODUCTS, EXCEPT MACHINERY & EQUIPMENT.....	337	1,017
29 MACHINERY & EQUIPMENT N.B.C.....	3	4
31 ELECTRICAL MACHINERY & APPARATUS N.B.C.....	11	57
32 RADIO, TELEVISION & COMMUNICATION EQUIPMENT & APPARATUS.....	7	16
34 MOTOR VEHICLES, TRAILERS & SEMI-TRAILERS.....	15	85
35 OTHER TRANSPORT EQUIPMENT.....	32	517
36 MANU. OF FURNITURE, MANUFACTURING N.B.C.....	356	1,246
99 OTHER PRODUCT.....	36	748
TOTAL.....	8,020	42,514

\* - MINING & QUARRYING AND MANUFACTURING

\*\* - ISIC REVISION 03

TABLE 6:NO.OF ESTABLISHMENT\* & PERSONS ENGAGED BY MAJOR INDUSTRY GROUP\*\* (ISIC 3 DIGIT LEVEL)  
KALUTARA DISTRICT - RURAL SECTOR - 1995

MAJOR INDUSTRY GROUP	NO.OF ESTABLISHMENTS	PERSONS ENGAGED
141 QUARRYING OF STONE, SAND & CLAY.....	642	3,018
142 MINING & QUARRYING N.B.C.....	10	47
151 MEAT, FISH, FRUIT, VEGITABLE, OILS & FATS PRODUCTS.....	58	239
152 MANU. OF DAIRY PRODUCTS.....	149	241
153 GRAIN MILL, STARCHES & STARCH PRODUCTS, ANIMAL FEEDS.....	372	797
154 OTHER FOOD PRODUCTS.....	778	2,573
155 BEVERAGES.....	27	476
160 TOBACCO PRODUCTS.....	643	1,309
171 SPINNING, WEAVING & FINISHING OF TEXTILES.....	135	2,612
172 OTHER TEXTILES.....	694	2,055
173 KNITTED & CROCHETED FABRICS & ARTICLES.....	7	27
181 WEARING APPAREL, EXCBPT PUR APPAREL.....	847	11,256
191 TANNING & LEATHER.....	33	79
192 MANU. OF FOOTWEAR.....	92	577
201 SAWMILLING & PLANING OF WOOD.....	165	711
202 MANU. OF PRODUCTS OF WOOD, CORK, STRAW & PLAITING MATERIALS..	804	2,745
210 PAPER & PAPER PRODUCTS.....	66	179
221 PUBLISHING.....	7	20
222 PRINTING & SERVICE ACTIVITIES RELATED TO PRINTING.....	18	73
241 BASIC CHEMICALS.....	3	30
242 OTHER CHEMICALS PRODUCTS.....	92	866
251 RUBBER PRODUCTS.....	1,049	7,061
252 PLASTIC PRODUCTS.....	31	281
261 GLASS & GLASS PRODUCTS.....	12	50
269 NON-METALLIC MINERAL PRODUCTS N.B.C.....	471	1,432
271 BASIC IRON & STEEL.....	3	5
272 BASIC PERCIOS & NON-FERROUS.....	3	32
273 CASTING OF METALS.....	12	33
281 STRUCTURAL METAL PRODUCTS.....	147	429
289 OTHER FABRICATED METAL PRODUCTS.....	190	588
292 SPECIAL PURPOSE MACHINERY.....	3	4
311 BLBCTRIC MOTORS, GENERATORS & TRANSFORMERS.....	3	4
312 MANU. OF ELECTRICITY DISTRIBUTION & CONTROL APPARATUS.....	4	41
315 BLBCTRIC CLAMPS & LIGHTING EQUIPMENT.....	4	12
323 TELEVISION & RADIO RECEIVERS & ASSOCIATED.....	7	16
342 MANU. OF BODIES (COACHWORK) FOR MOTOR VEHICLES.....	5	14
343 PARTS & ACCRSORIBS FOR MOTOR VEHICLES & ENGINES.....	10	71
359 MANU. OF TRANSPORT EQUIPMENT N.B.C.....	32	517
361 MANU. OF FURNITURE.....	106	485
369 MANUFACTURING N.B.C.....	250	761
999 OTHER PRODUCT.....	36	748
TOTAL.....	8,020	42,514

\* - MINING & QUARRYING AND MANUFACTURING

\*\* - ISIC REVISION 03



TABLE 7: NO. OF ESTABLISHMENT\* & PERSONS ENGAGED BY INDUSTRY GROUP\*\* (ISIC 4 DIGIT LEVEL)  
KALUTARA DISTRICT - RURAL SECTOR - 1995

INDUSTRY GROUP	NO. OF ESTABLISHMENTS	PERSONS ENGAGED
1410 QUARRYING OF STONE, SAND & CLAY.....	642	3,018
1429 OTHER MINING & QUARRYING N.E.C.....	10	47
1511 PRODU., PROCESSING & PRESERVING OF MEAT & MEAT PRODUCTS...	39	69
1513 PROCESSING & PRESERVING OF FRUIT & VEGETABLES.....	6	135
1514 MANU. OF VEGETABLES & ANIMAL OILS & FATS.....	13	35
1520 DAIRY PRODUCTS.....	149	241
1531 GRAIN MILL PRODUCTS.....	372	797
1541 BAKERY PRODUCTS.....	411	1,209
1542 MANUFACTURE OF SUGER.....	186	318
1543 COCOA, CHOCOLATE & SUGER CONFECTIONERY.....	77	204
1544 MACARONI, NOODLES, COUSCOUS & SIMILAR PRODUCTS.....	16	44
1549 OTHER FOOD PRODUCTS N.E.C.....	88	798
1551 DISTILLING, RECTIFYING & BLENDING OF SPIRITS.....	7	450
1554 SOFT DRINKS & MINERAL WATERS.....	20	26
1600 TOBACCO PRODUCTS.....	643	1,309
1711 PREPARATION & SPINNING OF TEXTILE FIBRES.....	92	2,003
1712 FINISHING OF TEXTILES.....	43	609
1721 MADE-UP TEXTILE ARTICLES, EXCEPT APPAREL.....	115	675
1722 CARPETS & RUGS.....	156	334
1723 CORDAGE, ROPE, TWINE & NETTING.....	418	1,040
1729 OTHER TEXTILES N.E.C.....	5	6
1730 KNITTED & CROCHETED FABRICS & ARTICLES.....	7	27
1810 WEARING APPAREL, EXCEPT FUR APPAREL.....	847	11,256
1912 MANU. OF LEATHER GOODS.....	33	79
1920 FOOTWEAR.....	92	577
2010 SAWMILLING & PLANING OF WOOD.....	165	711
2021 VENEER SHEETS, PLYWOOD, LAMINBOARD, PARTICLE BOARD.....	19	157
2022 BUILDERS CARPENTRY & JOINERY.....	147	426
2023 WOODEN CONTAINERS.....	14	41
2029 OTHER PRODUCTS OF WOOD.....	624	2,121
2102 CORRUGATED PAPER & PAPERBOARD & CONTAINERS.....	23	48
2109 OTHER ARTICLES OF PAPER & PAPERBOARD.....	43	131
2219 OTHER PUBLISHING.....	7	20
2221 PRINTING.....	12	62
2222 SERVICE ACTIVITIES RELATED TO PRINTING.....	6	11
2411 BASIC CHEMICALS, EXCEPT FERTILIZERS & NITROGEN COMPOUNDS..	3	30
2422 PAINTS, VARNISHES & SIMILAR COATINGS, PRINTING INK.....	7	231
2423 PHARMACEUTICALS, MEDICINAL CHEMICALS & BOTANICAL.....	29	431
2424 SOAP, CLEANING & POLISHING PREPARATIONS, PERFUMES.....	14	45
2429 OTHER CHEMICAL PRODUCTS N.E.C.....	42	159
2511 RUBBER TYRES & TUBES, REBUILDING OF RUBBER TYRES.....	8	294
2519 OTHER RUBBER PRODUCTS.....	1,041	6,767
2520 PLASTIC PRODUCTS.....	31	281
2610 GLASS & GLASS PRODUCTS.....	12	50

(continued)

\* - MINING &amp; QUARRYING AND MANUFACTURING

\*\* - ISIC REVISION 03

TABLE 7: NO. OF ESTABLISHMENT\* & PERSONS ENGAGED BY INDUSTRY GROUP\*\* (ISIC 4 DIGIT LEVEL)  
KALUTARA DISTRICT - RURAL SECTOR - 1995

INDUSTRY GROUP	NO. OF ESTABLISHMENTS	PERSONS ENGAGED
2691 NON-STRUCTURAL NON- REFRACTORY CERAMIC WARE.....	46	98
2692 REFRACTORY CERAMIC PRODUCTS.....	20	59
2693 STRUCTURAL MONO-REFRACTORY CLAY & CERAMIC PRODUCTS.....	117	513
2694 CEMENT, LIME & PLASTER.....	22	55
2695 ARTICLES OF CONCRETE, CEMENT & PLASTER.....	253	679
2696 CUTTING, SHAPING & FINISHING OF STONE.....	13	28
2710 BASIC IRON & STEEL.....	3	5
2720 BASIC PRECIOUS & NON-FERROUS METAL.....	3	32
2731 CASTING OF IRON & STEEL.....	12	33
2811 STRUCTURAL METAL PRODUCTS.....	141	416
2812 TANKS, RESERVOIRS & CONTAINERS OF METAL.....	6	13
2892 TREATMENT & COATING OF METALS.....	21	36
2893 CUTLERY, HAND TOOLS & GENERAL HARDWARE.....	101	208
2899 OTHER FABRICATED METAL PRODUCTS.....	68	344
2921 AGRICULTURAL & FORESTRY MACHINERY.....	3	4
3110 ELECTRIC MOTORS, GENERATORS & TRANSFORMERS.....	3	4
3120 MANU. OF ELECTRICITY DISTRIBUTION & CONTROL APPARATUS.....	4	41
3150 ELECTRIC LAMPS & LIGHTING EQUIPMENTS.....	4	12
3230 TELEVISION & RADIO RECEIVERS, SOUND OR VIDEO RECORDING....	7	16
3420 BODIES(COACHWORK) FOR MOTOR VEHICLES.....	5	14
3430 PARTS & ACCESSORIES FOR MOTOR VEHICLES & THEIR ENGINES...	10	71
3592 BICYCLES & INVALID CARRIAGES.....	27	218
3599 OTHER TRANSPORT EQUIPMENT N.E.C.....	5	299
3610 FURNITURE.....	106	485
3691 JEWELLERY & RELATED ARTICLES.....	60	221
3692 MUSICAL INSTRUMENTS.....	3	4
3693 SPORTS GOODS.....	3	8
3699 OTHER MANUFACTURING N.E.C.....	184	528
9999 OTHER PRODUCT.....	36	748
TOTAL.....	8,020	42,514

\* - MINING & QUARRYING AND MANUFACTURING

\*\* - ISIC REVISION 03

TABLE 8: NO. OF ESTABLISHMENT\* & PERSONS ENGAGED BY DIVISIONAL SECRETARY DIVISION & MAJOR INDUSTRY DIVISION\*\* (ISIC 1 DIGIT LEVEL)  
KALUTARA DISTRICT - RURAL SECTOR - 1995

D.S. DIVISION & MAJOR INDUSTRY DIVISION	NO. OF ESTABLISHMENTS	PERSONS ENGAGED
<b>AGALAWATTA</b>		
C MINING & QUARRYING.....	13	37
D MANUFACTURING.....	1,029	2,218
<b>BANDARAGAMA</b>		
C MINING & QUARRYING.....	154	662
D MANUFACTURING.....	809	3,823
<b>BERUWALA</b>		
C MINING & QUARRYING.....	14	43
D MANUFACTURING.....	409	2,480
<b>BULATHSINHALA</b>		
C MINING & QUARRYING.....	38	294
D MANUFACTURING.....	512	2,093
<b>DODANGODA</b>		
C MINING & QUARRYING.....	125	431
D MANUFACTURING.....	537	4,789
<b>HORANA</b>		
C MINING & QUARRYING.....	147	729
D MANUFACTURING.....	941	10,492
<b>KALUTARA</b>		
C MINING & QUARRYING.....	53	278
D MANUFACTURING.....	1,001	3,917
<b>MADURAWALA</b>		
C MINING & QUARRYING.....	56	318
D MANUFACTURING.....	358	778
<b>MATHUGAMA</b>		
C MINING & QUARRYING.....	17	103
D MANUFACTURING.....	354	2,213
<b>PANADURA</b>		
C MINING & QUARRYING.....	10	40
D MANUFACTURING.....	1,041	5,880
<b>WALALLAWITA</b>		
C MINING & QUARRYING.....	25	130
D MANUFACTURING.....	377	766
<b>TOTAL.....</b>	<b>8,020</b>	<b>42,514</b>

\* - MINING & QUARRYING AND MANUFACTURING

\*\* - ISIC REVISION 03

TABLE 9: NO. OF ESTABLISHMENT\* & PERSONS ENGAGED BY DIVISIONAL SECRETARY DIVISION & INDUSTRY DIVISION\*\* (ISIC 2 DIGIT LEVEL)  
KALUTARA DISTRICT - RURAL SECTOR - 1995

D.S. DIVISION & INDUSTRY DIVISION	NO. OF ESTABLISHMENTS	PERSONS ENGAGED
<b>AGALAWATTA</b>		
14 OTHER MINING & QUARRYING.....	13	37
15 FOOD PRODUCTS & BEVERAGES.....	272	547
16 TOBACCO PRODUCTS.....	68	107
17 TEXTILES.....	22	39
18 WEARING APPERBL DRESSING & DYING OF FUR.....	73	101
19 TRAINING & DRESSING OF LEATHER, LEATHER GOODS & FOOTWEAR.	3	5
20 WOOD & WOOD PRODUCTS, EXCEPT FURNITURE.....	80	134
21 PAPER & PAPER PRODUCTS.....	5	7
24 CHEMICALS & CHEMICAL PRODUCTS.....	24	96
25 RUBBER & PLASTICS PRODUCTS.....	351	935
26 OTHER NON-METALIC MINERAL PRODUCTS.....	39	97
28 FABRICATED METAL PRODUCTS, EXCEPT MACHINERY & EQUIPMENT...	64	95
36 MANU. OF FURNITURE, MANUFACTURING N.B.C.....	27	54
99 OTHER PRODUCT.....	1	1
<b>BANDARAGAMA</b>		
14 OTHER MINING & QUARRYING.....	154	662
15 FOOD PRODUCTS & BEVERAGES.....	130	267
16 TOBACCO PRODUCTS.....	101	207
17 TEXTILES.....	56	728
18 WEARING APPERBL DRESSING & DYING OF FUR.....	75	785
19 TRAINING & DRESSING OF LEATHER, LEATHER GOODS & FOOTWEAR.	27	113
20 WOOD & WOOD PRODUCTS, EXCEPT FURNITURE.....	152	801
21 PAPER & PAPER PRODUCTS.....	5	23
24 CHEMICALS & CHEMICAL PRODUCTS.....	11	70
25 RUBBER & PLASTICS PRODUCTS.....	59	293
26 OTHER NON-METALIC MINERAL PRODUCTS.....	103	286
28 FABRICATED METAL PRODUCTS, EXCEPT MACHINERY & EQUIPMENT...	15	25
36 MANU. OF FURNITURE, MANUFACTURING N.B.C.....	61	173
99 OTHER PRODUCT.....	14	52
<b>BERUWALA</b>		
14 OTHER MINING & QUARRYING.....	14	43
15 FOOD PRODUCTS & BEVERAGES.....	118	444
16 TOBACCO PRODUCTS.....	44	52
17 TEXTILES.....	43	81
18 WEARING APPERBL DRESSING & DYING OF FUR.....	59	1,567
19 TRAINING & DRESSING OF LEATHER, LEATHER GOODS & FOOTWEAR.	4	4
20 WOOD & WOOD PRODUCTS, EXCEPT FURNITURE.....	51	120
21 PAPER & PAPER PRODUCTS.....	5	17
22 PUBLISHING, PRINTING & REPRODUCTION OF RECORDED MEDIA.....	5	10
24 CHEMICALS & CHEMICAL PRODUCTS.....	3	4

(continued)

\* - MINING &amp; QUARRYING AND MANUFACTURING

\*\* - ISIC REVISION 03



TABLE 9: NO. OF ESTABLISHMENT\* & PERSONS ENGAGED BY DIVISIONAL SECRETARY DIVISION & INDUSTRY DIVISION\*\* (ISIC 2 DIGIT LEVEL)  
KALUTARA DISTRICT - RURAL SECTOR - 1995

D.S. DIVISION & INDUSTRY DIVISION	NO. OF ESTABLISHMENTS	PERSONS ENGAGED
25 RUBBER & PLASTICS PRODUCTS.....	3	6
26 OTHER NON-METALIC MINERAL PRODUCTS.....	28	58
28 FABRICATED METAL PRODUCTS, EXCEPT MACHINERY & EQUIPMENT...	32	66
36 MANU. OF FURNITURE, MANUFACTURING N.E.C.....	7	17
99 OTHER PRODUCT.....	7	34
<b>BULATHSINHALA</b>		
14 OTHER MINING & QUARRYING.....	38	294
15 FOOD PRODUCTS & BEVERAGES.....	72	244
16 TOBACCO PRODUCTS.....	47	210
17 TEXTILES.....	16	64
18 WEARING APPEREL DRESSING & DYING OF FUR.....	53	97
19 TRAINING & DRESSING OF LEATHER, LEATHER GOODS & FOOTWEAR.	15	25
20 WOOD & WOOD PRODUCTS, EXCEPT FURNITURE.....	70	177
21 PAPER & PAPER PRODUCTS.....	5	10
25 RUBBER & PLASTICS PRODUCTS.....	175	1,108
26 OTHER NON-METALIC MINERAL PRODUCTS.....	20	46
28 FABRICATED METAL PRODUCTS, EXCEPT MACHINERY & EQUIPMENT...	19	56
36 MANU. OF FURNITURE, MANUFACTURING N.E.C.....	11	26
99 OTHER PRODUCT.....	9	30
<b>DODANGODA</b>		
14 OTHER MINING & QUARRYING.....	125	431
15 FOOD PRODUCTS & BEVERAGES.....	66	202
16 TOBACCO PRODUCTS.....	206	408
17 TEXTILES.....	14	841
18 WEARING APPEREL DRESSING & DYING OF FUR.....	66	104
19 TRAINING & DRESSING OF LEATHER, LEATHER GOODS & FOOTWEAR.	4	8
20 WOOD & WOOD PRODUCTS, EXCEPT FURNITURE.....	32	78
21 PAPER & PAPER PRODUCTS.....	3	6
25 RUBBER & PLASTICS PRODUCTS.....	76	2,692
26 OTHER NON-METALIC MINERAL PRODUCTS.....	29	101
28 FABRICATED METAL PRODUCTS, EXCEPT MACHINERY & EQUIPMENT...	23	147
31 ELECTRICAL MACHINERY & APPARATUS N.E.C.....	3	35
35 OTHER TRANSPORT EQUIPMENT.....	4	14
36 MANU. OF FURNITURE, MANUFACTURING N.E.C.....	4	54
99 OTHER PRODUCT.....	7	99

(continued)

\* - MINING &amp; QUARRYING AND MANUFACTURING

\*\* - ISIC REVISION 03

TABLE 9: NO. OF ESTABLISHMENT\* & PERSONS ENGAGED BY DIVISIONAL SECRETARY DIVISION & INDUSTRY DIVISION\*\* (ISIC 2 DIGIT LEVEL)  
KALUTARA DISTRICT - RURAL SECTOR - 1995

D.S.DIVISION & INDUSTRY DIVISION	NO. OF ESTABLISHMENTS	PERSONS ENGAGED
<b>HORANA</b>		
14 OTHER MINING & QUARRYING.....	147	729
15 FOOD PRODUCTS & BEVERAGES.....	215	895
16 TOBACCO PRODUCTS.....	11	39
17 TEXTILES.....	52	993
18 WEARING APPEREL DRESSING & DYING OF FUR.....	150	5,492
19 TRAINING & DRSSING OF LEATHER, LEATHER GOODS & FOOTWEAR.....	15	230
20 WOOD & WOOD PRODUCTS, EXCEPT FURNITURE.....	156	675
21 PAPER & PAPER PRODUCTS.....	18	34
24 CHEMICALS & CHEMICAL PRODUCTS.....	10	334
25 RUBBER & PLASTICS PRODUCTS.....	161	1,250
26 OTHER NON-METALIC MINERAL PRODUCTS.....	53	145
27 BASIC METAL INDUSTRIES.....	4	6
28 FABRICATED METAL PRODUCTS, EXCEPT MACHINERY & EQUIPMENT.....	29	63
34 MOTOR VEHICLES, TRAILERS & SEMI-TRAILERS.....	8	16
36 MANU. OF FURNITURE, MANUFACTURING N.E.C.....	46	286
99 OTHER PRODUCT.....	13	34
<b>KALUTARA</b>		
14 OTHER MINING & QUARRYING.....	53	278
15 FOOD PRODUCTS & BEVERAGES.....	108	670
16 TOBACCO PRODUCTS.....	70	161
17 TEXTILES.....	416	1,080
18 WEARING APPEREL DRESSING & DYING OF FUR.....	63	351
19 TRAINING & DRSSING OF LEATHER, LEATHER GOODS & FOOTWEAR.....	9	44
20 WOOD & WOOD PRODUCTS, EXCEPT FURNITURE.....	68	247
21 PAPER & PAPER PRODUCTS.....	11	17
22 PUBLISHING, PRINTING & REPRODUCTION OF RECORDED MEDIA.....	3	8
24 CHEMICALS & CHEMICAL PRODUCTS.....	10	70
25 RUBBER & PLASTICS PRODUCTS.....	7	26
26 OTHER NON-METALIC MINERAL PRODUCTS.....	57	175
28 FABRICATED METAL PRODUCTS, EXCEPT MACHINERY & EQUIPMENT.....	40	134
31 ELECTRICAL MACHINERY & APPARATUS N.E.C.....	3	9
36 MANU. OF FURNITURE, MANUFACTURING N.E.C.....	126	388
99 OTHER PRODUCT.....	10	537
<b>MADURAWALA</b>		
14 OTHER MINING & QUARRYING.....	56	318
15 FOOD PRODUCTS & BEVRAGES.....	64	168
16 TOBACCO PRODUCTS.....	60	68
17 TEXTILES.....	12	33

(continued)

\* - MINING &amp; QUARRYING AND MANUFACTURING

\*\* - ISIC REVISION 03

TABLE 9: NO. OF ESTABLISHMENT\* & PERSONS ENGAGED BY DIVISIONAL SECRETARY DIVISION & INDUSTRY DIVISION\*\* (ISIC 2 DIGIT LEVEL)  
KALUTARA DISTRICT - RURAL SECTOR - 1995

D.S.DIVISION & INDUSTRY DIVISION	NO. OF ESTABLISHMENTS	PERSONS ENGAGED
18 WEARING APPEREL DRESSING & DYEING OF FUR.....	37	63
20 WOOD & WOOD PRODUCTS, EXCEPT FURNITURE.....	51	101
24 CHEMICALS & CHEMICAL PRODUCTS.....	9	59
25 RUBBER & PLASTICS PRODUCTS.....	37	50
26 OTHER NON-METALIC MINERAL PRODUCTS.....	62	188
28 FABRICATED METAL PRODUCTS, EXCEPT MACHINERY & EQUIPMENT...	12	21
36 MANU. OF FURNITURE, MANUFACTURING N.E.C.....	8	18
99 OTHER PRODUCT.....	6	9
<b>MATHUGAMA</b>		
14 OTHER MINING & QUARRYING.....	17	103
15 FOOD PRODUCTS & BEVERAGES.....	124	338
16 TOBACCO PRODUCTS.....	30	51
17 TEXTILES.....	21	66
18 WEARING APPEREL DRESSING & DYEING OF FUR.....	37	1,266
20 WOOD & WOOD PRODUCTS, EXCEPT FURNITURE.....	19	55
22 PUBLISHING, PRINTING & REPRODUCTION OF RECORDED MEDIA.....	3	6
24 CHEMICALS & CHEMICAL PRODUCTS.....	3	16
25 RUBBER & PLASTICS PRODUCTS.....	72	322
26 OTHER NON-METALIC MINERAL PRODUCTS.....	22	47
28 FABRICATED METAL PRODUCTS, EXCEPT MACHINERY & EQUIPMENT...	20	41
36 MANU. OF FURNITURE, MANUFACTURING N.E.C.....	3	8
<b>PANADURA</b>		
14 OTHER MINING & QUARRYING.....	10	40
15 FOOD PRODUCTS & BEVERAGES.....	100	238
17 TEXTILES.....	144	716
18 WEARING APPEREL DRESSING & DYEING OF FUR.....	212	1,389
19 TRAINING & DRESSING OF LEATHER, LEATHER GOODS & FOOTWEAR.	40	213
20 WOOD & WOOD PRODUCTS, EXCEPT FURNITURE.....	263	1,023
21 PAPER & PAPER PRODUCTS.....	10	23
22 PUBLISHING, PRINTING & REPRODUCTION OF RECORDED MEDIA.....	9	53
24 CHEMICALS & CHEMICAL PRODUCTS.....	15	201
25 RUBBER & PLASTICS PRODUCTS.....	26	496
26 OTHER NON-METALIC MINERAL PRODUCTS.....	64	331
27 BASIC METAL INDUSTRIES.....	11	57
28 FABRICATED METAL PRODUCTS, EXCEPT MACHINERY & EQUIPMENT...	69	343
31 ELECTRICAL MACHINERY & APPARATUS N.E.C.....	3	10
34 MOTOR VEHICLES, TRAILERS & SEMI-TRAILERS.....	3	46
35 OTHER TRANSPORT EQUIPMENT.....	16	479
36 MANU. OF FURNITURE, MANUFACTURING N.E.C.....	51	206
99 OTHER PRODUCT.....	5	56

(continued)

\* - MINING &amp; QUARRYING AND MANUFACTURING

\*\* - ISIC REVISION 03

TABLE 9: NO. OF ESTABLISHMENT\* & PERSONS ENGAGED BY DIVISIONAL SECRETARY DIVISION & INDUSTRY DIVISION\*\* (ISIC 2 DIGIT LEVEL)  
KALUTARA DISTRICT - RURAL SECTOR - 1995

D.S. DIVISION & INDUSTRY DIVISION	NO. OF ESTABLISHMENTS	PERSONS ENGAGED
<b>WALALLAWITA</b>		
14 OTHER MINING & QUARRYING.....	25	130
15 FOOD PRODUCTS & BEVERAGES.....	115	313
16 TOBACCO PRODUCTS.....	6	6
17 TEXTILES.....	40	53
18 WEARING APPEREL DRESSING & DYEING OF FUR.....	24	47
19 TRAINING & DRESSING OF LEATHER, LEATHER GOODS & FOOTWEAR.	4	7
20 WOOD & WOOD PRODUCTS, EXCEPT FURNITURE.....	27	45
21 PAPER & PAPER PRODUCTS.....	3	39
24 CHEMICALS & CHEMICAL PRODUCTS.....	7	33
25 RUBBER & PLASTICS PRODUCTS.....	113	164
26 OTHER NON-METALIC MINERAL PRODUCTS.....	6	8
28 FABRICATED METAL PRODUCTS, EXCEPT MACHINERY & EQUIPMENT...	15	27
35 OTHER TRANSPORT EQUIPMENT.....	3	5
36 MANU. OF FURNITURE, MANUFACTURING N.B.C.....	13	18
99 OTHER PRODUCT.....	1	1
<b>TOTAL.....</b>	<b>8,020</b>	<b>42,514</b>

\* - MINING & QUARRYING AND MANUFACTURING

\*\* - ISIC REVISION 03

TABLE 10: DISTRIBUTION OF ESTABLISHMENT\* & PERSONS ENGAGED BY DIVISIONAL  
SECRETARY DIVISION & PERSONS ENGAGED SIZE CLASS  
KALUTARA DISTRICT - RURAL SECTOR - 1995

D.S. DIVISION & INDUSTRY DIVISION	NO. OF ESTABLISHMENTS
<b>AGALAWATTA</b>	
<b>14 OTHER MINING &amp; QUARRYING</b>	
1 - 4.....	11
5 - 14.....	2
<b>15 FOOD PRODUCTS &amp; BEVERAGES</b>	
1 - 4.....	262
5 - 14.....	8
15 & ABOVE.....	2
<b>16 TOBACCO PRODUCTS</b>	
1 - 4.....	66
5 - 14.....	2
<b>17 TEXTILES</b>	
1 - 4.....	20
5 - 14.....	2
<b>18 WEARING APPEREL DRESSING &amp; DYEING OF FUR</b>	
1 - 4.....	71
5 - 14.....	2
<b>19 TRAINING &amp; DRESSING OF LEATHER, LEATHER GOODS &amp; FOOTWEAR</b>	
1 - 4.....	3
<b>20 WOOD &amp; WOOD PRODUCTS, EXCEPT FURNITURE</b>	
1 - 4.....	78
5 - 14.....	2
<b>21 PAPER &amp; PAPER PRODUCTS</b>	
1 - 4.....	5
<b>24 CHEMICALS &amp; CHEMICAL PRODUCTS</b>	
1 - 4.....	20
5 - 14.....	2
15 & ABOVE.....	2
<b>25 RUBBER &amp; PLASTICS PRODUCTS</b>	
1 - 4.....	341
5 - 14.....	8
15 & ABOVE.....	2
<b>26 OTHER NON-METALIC MINERAL PRODUCTS</b>	
1 - 4.....	36
5 - 14.....	3
<b>28 FABRICATED METAL PRODUCTS, EXCEPT MACHINERY &amp; EQUIPMENT</b>	
1 - 4.....	64
<b>36 MANU. OF FURNITURE, MANUFACTURING N.B.C.</b>	
1 - 4.....	24
5 - 14.....	3
<b>99 OTHER PRODUCT</b>	
1 - 4.....	1
<b>BANDARAGAMA</b>	
<b>14 OTHER MINING &amp; QUARRYING</b>	
1 - 4.....	105
5 - 14.....	45
15 & ABOVE.....	4

(continued)

\* - MINING &amp; QUARRYING AND MANUFACTURING

TABLE 10: DISTRIBUTION OF ESTABLISHMENT\* & PERSONS ENGAGED BY DIVISIONAL  
SECRETARY DIVISION & PERSONS ENGAGED SIZE CLASS  
KALUTARA DISTRICT - RURAL SECTOR - 1995

D.S.DIVISION & INDUSTRY DIVISION	NO.OF ESTABLISHMENTS
<b>15 FOOD PRODUCTS &amp; BEVERAGES</b>	
1 - 4.....	119
5 - 14.....	10
15 & ABOVE.....	1
<b>16 TOBACCO PRODUCTS</b>	
1 - 4.....	86
5 - 14.....	15
<b>17 TEXTILES</b>	
1 - 4.....	37
5 - 14.....	9
15 & ABOVE.....	10
<b>18 WEARING APPERBL DRESSING &amp; DYING OF FUR</b>	
1 - 4.....	67
5 - 14.....	3
15 & ABOVE.....	5
<b>19 TRAINING &amp; DRESSING OF LEATHER, LEATHER GOODS &amp; FOOTWEAR</b>	
1 - 4.....	19
5 - 14.....	7
15 & ABOVE.....	1
<b>20 WOOD &amp; WOOD PRODUCTS, EXCEPT FURNITURE</b>	
1 - 4.....	122
5 - 14.....	19
15 & ABOVE.....	11
<b>21 PAPER &amp; PAPER PRODUCTS</b>	
1 - 4.....	4
15 & ABOVE.....	1
<b>22 PUBLISHING, PRINTING &amp; REPRODUCTION OF RECORDED MEDIA</b>	
5 - 14.....	1
<b>24 CHEMICALS &amp; CHEMICAL PRODUCTS</b>	
1 - 4.....	8
5 - 14.....	2
15 & ABOVE.....	1
<b>25 RUBBER &amp; PLASTICS PRODUCTS</b>	
1 - 4.....	45
5 - 14.....	10
15 & ABOVE.....	4
<b>26 OTHER NON-METALIC MINERAL PRODUCTS</b>	
1 - 4.....	87
5 - 14.....	15
15 & ABOVE.....	1
<b>27 BASIC METAL INDUSTRIES</b>	
1 - 4.....	2
<b>28 FABRICATED METAL PRODUCTS, EXCEPT MACHINERY &amp; EQUIPMENT</b>	
1 - 4.....	15
<b>29 MACHINERY &amp; EQUIPMENT N.E.C.</b>	
1 - 4.....	1

(continued)

\* - MINING &amp; QUARRYING AND MANUFACTURING

TABLE 10: DISTRIBUTION OF ESTABLISHMENT\* & PERSONS ENGAGED BY DIVISIONAL  
SECRETARY DIVISION & PERSONS ENGAGED SIZE CLASS  
KALUTARA DISTRICT - RURAL SECTOR - 1995

D.S.DIVISION & INDUSTRY DIVISION	NO.OF ESTABLISHMENTS
<b>34 MOTOR VEHICLES, TRAILERS &amp; SEMI-TRAILERS</b>	
1 - 4.....	1
<b>35 OTHER TRANSPORT EQUIPMENT</b>	
1 - 4.....	1
5 - 14.....	1
<b>36 MANU.OF FURNITURE, MANUFACTURING N.B.C.</b>	
1 - 4.....	50
5 - 14.....	10
15 & ABOVE.....	1
<b>99 OTHER PRODUCT</b>	
1 - 4.....	5
5 - 14.....	2
<b>BERUWALA</b>	
<b>14 OTHER MINING &amp; QUARRYING</b>	
1 - 4.....	9
5 - 14.....	5
<b>15 FOOD PRODUCTS &amp; BEVERAGES</b>	
1 - 4.....	108
5 - 14.....	6
15 & ABOVE.....	4
<b>16 TOBACCO PRODUCTS</b>	
1 - 4.....	43
5 - 14.....	1
<b>17 TEXTILES</b>	
1 - 4.....	41
5 - 14.....	2
<b>18 WEARING APPEREL DRESSING &amp; DYEING OF FUR</b>	
1 - 4.....	50
5 - 14.....	5
15 & ABOVE.....	4
<b>19 TRAINING &amp; DRESSING OF LEATHER, LEATHER GOODS &amp; FOOTWEAR</b>	
1 - 4.....	4
<b>20 WOOD &amp; WOOD PRODUCTS, EXCEPT FURNITURE</b>	
1 - 4.....	44
5 - 14.....	7
<b>21 PAPER &amp; PAPER PRODUCTS</b>	
1 - 4.....	4
5 - 14.....	1
<b>22 PUBLISHING, PRINTING &amp; REPRODUCTION OF RECORDED MEDIA</b>	
1 - 4.....	4
5 - 14.....	1
<b>24 CHEMICALS &amp; CHEMICAL PRODUCTS</b>	
1 - 4.....	3
<b>25 RUBBER &amp; PLASTICS PRODUCTS</b>	
1 - 4.....	3
<b>26 OTHER NON-METALIC MINERAL PRODUCTS</b>	
1 - 4.....	27
5 - 14.....	1

(continued)

\* - MINING &amp; QUARRYING AND MANUFACTURING



TABLE 10: DISTRIBUTION OF ESTABLISHMENT\* & PERSONS ENGAGED BY DIVISIONAL  
SECRETARY DIVISION & PERSONS ENGAGED SIZE CLASS  
KALUTARA DISTRICT - RURAL SECTOR - 1995

D.S.DIVISION & INDUSTRY DIVISION	NO.OF ESTABLISHMENTS
<b>28 FABRICATED METAL PRODUCTS, EXCEPT MACHINERY &amp; EQUIPMENT</b>	
1 - 4.....	30
5 - 14.....	2
<b>31 ELECTRICAL MACHINERY &amp; APPARATUS N.E.C.</b>	
1 - 4.....	1
<b>34 MOTOR VEHICLES, TRAILERS &amp; SEMI-TRAILERS</b>	
1 - 4.....	2
<b>35 OTHER TRANSPORT EQUIPMENT</b>	
1 - 4.....	1
<b>36 MANU.OF FURNITURE, MANUFACTURING N.E.C.</b>	
1 - 4.....	6
5 - 14.....	1
<b>99 OTHER PRODUCT</b>	
1 - 4.....	1
5 - 14.....	1
15 & ABOVE.....	1
<b>BULATHSINHALA</b>	
<b>14 OTHER MINING &amp; QUARRYING</b>	
1 - 4.....	12
5 - 14.....	22
15 & ABOVE.....	4
<b>15 FOOD PRODUCTS &amp; BEVERAGES</b>	
1 - 4.....	64
5 - 14.....	6
15 & ABOVE.....	2
<b>16 TOBACCO PRODUCTS</b>	
1 - 4.....	34
5 - 14.....	10
15 & ABOVE.....	3
<b>17 TEXTILES</b>	
1 - 4.....	10
5 - 14.....	6
<b>18 WEARING APPEREL DRESSING &amp; DYEING OF FUR</b>	
1 - 4.....	51
5 - 14.....	2
<b>19 TRAINING &amp; DRESSING OF LEATHER, LEATHER GOODS &amp; FOOTWEAR</b>	
1 - 4.....	15
<b>20 WOOD &amp; WOOD PRODUCTS, EXCEPT FURNITURE</b>	
1 - 4.....	62
5 - 14.....	6
15 & ABOVE.....	2
<b>21 PAPER &amp; PAPER PRODUCTS</b>	
1 - 4.....	5
<b>22 PUBLISHING, PRINTING &amp; REPRODUCTION OF RECORDED MEDIA</b>	
1 - 4.....	1

(continued)

\* - MINING &amp; QUARRYING AND MANUFACTURING

TABLE 10: DISTRIBUTION OF ESTABLISHMENT\* & PERSONS ENGAGED BY DIVISIONAL  
SECRETARY DIVISION & PERSONS ENGAGED SIZE CLASS  
KALUTARA DISTRICT - RURAL SECTOR - 1995

D.S.DIVISION & INDUSTRY DIVISION	NO.OF ESTABLISHMENTS
<b>24 CHEMICALS &amp; CHEMICAL PRODUCTS</b>	
1 - 4.....	1
5 - 14.....	1
<b>25 RUBBER &amp; PLASTICS PRODUCTS</b>	
1 - 4.....	151
5 - 14.....	12
15 & ABOVE.....	12
<b>26 OTHER NON-METALIC MINERAL PRODUCTS</b>	
1 - 4.....	19
5 - 14.....	1
<b>28 FABRICATED METAL PRODUCTS, EXCEPT MACHINERY &amp; EQUIPMENT</b>	
1 - 4.....	15
5 - 14.....	4
<b>32 RADIO, TELEVISION &amp; COMMUNICATION EQUIPMENT &amp; APPARATUS</b>	
1 - 4.....	1
<b>35 OTHER TRANSPORT EQUIPMENT</b>	
5 - 14.....	1
<b>36 MANU.OF FURNITURE, MANUFACTURING N.E.C.</b>	
1 - 4.....	10
5 - 14.....	1
<b>99 OTHER PRODUCT</b>	
1 - 4.....	2
5 - 14.....	2
<b>DODANGODA</b>	
<b>14 OTHER MINING &amp; QUARRYING</b>	
1 - 4.....	112
5 - 14.....	9
15 & ABOVE.....	4
<b>15 FOOD PRODUCTS &amp; BEVERAGES</b>	
1 - 4.....	60
5 - 14.....	4
15 & ABOVE.....	2
<b>16 TOBACCO PRODUCTS</b>	
1 - 4.....	193
5 - 14.....	7
15 & ABOVE.....	6
<b>17 TEXTILES</b>	
1 - 4.....	9
5 - 14.....	4
15 & ABOVE.....	1
<b>18 WEARING APPERBEL DRESSING &amp; DYING OF FUR</b>	
1 - 4.....	64
5 - 14.....	2
<b>19 TRAINING &amp; DRESSING OF LEATHER, LEATHER GOODS &amp; FOOTWEAR</b>	
1 - 4.....	4

(continued)

\* - MINING &amp; QUARRYING AND MANUFACTURING

TABLE 10: DISTRIBUTION OF ESTABLISHMENT\* & PERSONS ENGAGED BY DIVISIONAL  
SECRETARY DIVISION & PERSONS ENGAGED SIZE CLASS  
KALUTARA DISTRICT - RURAL SECTOR - 1995

D.S.DIVISION & INDUSTRY DIVISION	NO.OF ESTABLISHMENTS
<b>20 WOOD &amp; WOOD PRODUCTS, EXCEPT FURNITURE</b>	
1 - 4.....	31
5 - 14.....	1
<b>21 PAPER &amp; PAPER PRODUCTS</b>	
1 - 4.....	3
<b>22 PUBLISHING, PRINTING &amp; REPRODUCTION OF RECORDED MEDIA</b>	
1 - 4.....	1
<b>24 CHEMICALS &amp; CHEMICAL PRODUCTS</b>	
1 - 4.....	1
<b>25 RUBBER &amp; PLASTICS PRODUCTS -</b>	
1 - 4.....	59
5 - 14.....	7
15 & ABOVE.....	10
<b>26 OTHER NON-METALIC MINERAL PRODUCTS</b>	
1 - 4.....	24
5 - 14.....	5
<b>27 BASIC METAL INDUSTRIES</b>	
1 - 4.....	1
<b>28 FABRICATED METAL PRODUCTS, EXCEPT MACHINERY &amp; EQUIPMENT</b>	
1 - 4.....	20
5 - 14.....	1
15 & ABOVE.....	2
<b>31 ELECTRICAL MACHINERY &amp; APPARATUS W.B.C.</b>	
1 - 4.....	2
15 & ABOVE.....	1
<b>32 RADIO, TELEVISION &amp; COMMUNICATION EQUIPMENT &amp; APPARATUS</b>	
1 - 4.....	1
<b>35 OTHER TRANSPORT EQUIPMENT</b>	
1 - 4.....	3
5 - 14.....	1
<b>36 MANU.OF FURNITURE, MANUFACTURING W.B.C.</b>	
1 - 4.....	3
15 & ABOVE.....	1
<b>99 OTHER PRODUCT</b>	
1 - 4.....	2
15 & ABOVE.....	1
<b>HORANA</b>	
<b>14 OTHER MINING &amp; QUARRYING</b>	
1 - 4.....	83
5 - 14.....	59
15 & ABOVE.....	5
<b>15 FOOD PRODUCTS &amp; BEVERAGES</b>	
1 - 4.....	178
5 - 14.....	33
15 & ABOVE.....	4
<b>16 TOBACCO PRODUCTS</b>	
1 - 4.....	10
15 & ABOVE.....	1

(continued)

\* - MINING &amp; QUARRYING AND MANUFACTURING

TABLE 10: DISTRIBUTION OF ESTABLISHMENT\* & PERSONS ENGAGED BY DIVISIONAL SECRETARY DIVISION & PERSONS ENGAGED SIZE CLASS  
KALUTARA DISTRICT - RURAL SECTOR - 1995

D.S. DIVISION & INDUSTRY DIVISION	NO. OF ESTABLISHMENTS
<b>17 TEXTILES</b>	
1 - 4.....	41
5 - 14.....	7
15 & ABOVE.....	4
<b>18 WEAVING APPERBEL DRESSING &amp; DYEING OF FUR</b>	
1 - 4.....	127
5 - 14.....	13
15 & ABOVE.....	10
<b>19 TRAINING &amp; DRBESSING OF LEATHER, LEATHER GOODS &amp; FOOTWEAR</b>	
1 - 4.....	12
5 - 14.....	2
15 & ABOVE.....	1
<b>20 WOOD &amp; WOOD PRODUCTS, EXCEPT FURNITURE</b>	
1 - 4.....	122
5 - 14.....	24
15 & ABOVE.....	10
<b>21 PAPER &amp; PAPER PRODUCTS</b>	
1 - 4.....	16
5 - 14.....	2
<b>22 PUBLISHING, PRINTING &amp; REPRODUCTION OF RECORDED MEDIA</b>	
1 - 4.....	2
<b>24 CHEMICALS &amp; CHEMICAL PRODUCTS</b>	
1 - 4.....	3
5 - 14.....	4
15 & ABOVE.....	3
<b>25 RUBBER &amp; PLASTICS PRODUCTS</b>	
1 - 4.....	148
5 - 14.....	5
15 & ABOVE.....	8
<b>26 OTHER NON-METALIC MINERAL PRODUCTS</b>	
1 - 4.....	44
5 - 14.....	9
<b>27 BASIC METAL INDUSTRIES</b>	
1 - 4.....	4
<b>28 FABRICATED METAL PRODUCTS, EXCEPT MACHINERY &amp; EQUIPMENT</b>	
1 - 4.....	27
5 - 14.....	2
<b>31 ELECTRICAL MACHINERY &amp; APPARATUS N.E.C.</b>	
1 - 4.....	1
<b>32 RADIO, TELEVISION &amp; COMMUNICATION EQUIPMENT &amp; APPARATUS</b>	
1 - 4.....	2
<b>34 MOTOR VEHICLES, TRAILERS &amp; SEMI-TRAILERS</b>	
1 - 4.....	8
<b>35 OTHER TRANSPORT EQUIPMENT</b>	
1 - 4.....	2

(continued)

\* - MINING &amp; QUARRYING AND MANUFACTURING

TABLE 10: DISTRIBUTION OF ESTABLISHMENT\* & PERSONS ENGAGED BY DIVISIONAL  
SECRETARY DIVISION & PERSONS ENGAGED SIZE CLASS  
KALUTARA DISTRICT - RURAL SECTOR - 1995

D.S.DIVISION & INDUSTRY DIVISION	NO.OF ESTABLISHMENTS
36 MANU.OF FURNITURE, MANUFACTURING N.B.C.	
1 - 4.....	29
5 - 14.....	12
15 & ABOVE.....	5
99 OTHER PRODUCT	
1 - 4.....	4
5 - 14.....	2
KALUTARA	
14 OTHER MINING & QUARRYING	
1 - 4.....	33
5 - 14.....	17
15 & ABOVE.....	3
15 FOOD PRODUCTS & BEVERAGES	
1 - 4.....	97
5 - 14.....	7
15 & ABOVE.....	4
16 TOBACCO PRODUCTS	
1 - 4.....	64
5 - 14.....	4
15 & ABOVE.....	2
17 TEXTILES	
1 - 4.....	398
5 - 14.....	17
15 & ABOVE.....	1
18 WEARING APPEREL DRESSING & DYEING OF FUR	
1 - 4.....	59
5 - 14.....	1
15 & ABOVE.....	3
19 TRAINING & DRESSING OF LEATHER, LEATHER GOODS & FOOTWEAR	
1 - 4.....	6
5 - 14.....	2
15 & ABOVE.....	1
20 WOOD & WOOD PRODUCTS, EXCEPT FURNITURE	
1 - 4.....	48
5 - 14.....	20
21 PAPER & PAPER PRODUCTS	
1 - 4.....	10
5 - 14.....	1
22 PUBLISHING, PRINTING & REPRODUCTION OF RECORDED MEDIA	
1 - 4.....	2
5 - 14.....	1
24 CHEMICALS & CHEMICAL PRODUCTS	
1 - 4.....	6
5 - 14.....	3
15 & ABOVE.....	1

(continued)

\* - MINING &amp; QUARRYING AND MANUFACTURING

TABLE 10: DISTRIBUTION OF ESTABLISHMENT\* & PERSONS ENGAGED BY DIVISIONAL  
SECRETARY DIVISION & PERSONS ENGAGED SIZE CLASS  
KALUTARA DISTRICT - RURAL SECTOR - 1995

D.S.DIVISION & INDUSTRY DIVISION	NO.OF ESTABLISHMENTS
25 RUBBER & PLASTICS PRODUCTS	
1 - 4.....	5
5 - 14.....	2
26 OTHER NON-METALIC MINERAL PRODUCTS	
1 - 4.....	45
5 - 14.....	12
28 FABRICATED METAL PRODUCTS, EXCEPT MACHINERY & EQUIPMENT	
1 - 4.....	36
5 - 14.....	1
15 & ABOVE.....	3
31 ELECTRICAL MACHINERY & APPARATUS N.B.C.	
1 - 4.....	2
5 - 14.....	1
32 RADIO, TELEVISION & COMMUNICATION EQUIPMENT & APPARATUS	
5 - 14.....	1
34 MOTOR VEHICLES, TRAILERS & SEMI-TRAILERS	
15 & ABOVE.....	1
35 OTHER TRANSPORT EQUIPMENT	
1 - 4.....	2
36 MANU.OF FURNITURE, MANUFACTURING N.B.C.	
1 - 4.....	103
5 - 14.....	22
15 & ABOVE.....	1
99 OTHER PRODUCT	
1 - 4.....	4
5 - 14.....	1
15 & ABOVE.....	1
MADURAWALA	
14 OTHER MINING & QUARRYING	
1 - 4.....	23
5 - 14.....	32
15 & ABOVE.....	1
15 FOOD PRODUCTS & BEVERAGES	
1 - 4.....	59
5 - 14.....	4
15 & ABOVE.....	1
16 TOBACCO PRODUCTS	
1 - 4.....	59
5 - 14.....	1
17 TEXTILES	
1 - 4.....	11
5 - 14.....	1
18 WEARING APPEREL DRESSING & DYING OF FUR	
1 - 4.....	37
19 TRAINING & DRESSING OF LEATHER, LEATHER GOODS & FOOTWEAR	
1 - 4.....	2

(continued)

\* - MINING &amp; QUARRYING AND MANUFACTURING

TABLE 10: DISTRIBUTION OF ESTABLISHMENT\* & PERSONS ENGAGED BY DIVISIONAL  
SECRETARY DIVISION & PERSONS ENGAGED SIZE CLASS  
KALUTARA DISTRICT - RURAL SECTOR - 1995

D.S.DIVISION & INDUSTRY DIVISION	NO.OF ESTABLISHMENTS
20 WOOD & WOOD PRODUCTS, EXCEPT FURNITURE	
1 - 4.....	47
5 - 14.....	4
22 PUBLISHING, PRINTING & REPRODUCTION OF RECORDED MEDIA	
1 - 4.....	1
24 CHEMICALS & CHEMICAL PRODUCTS	
1 - 4.....	3
5 - 14.....	6
25 RUBBER & PLASTICS PRODUCTS	
1 - 4.....	37
26 OTHER NON-METALIC MINERAL PRODUCTS	
1 - 4.....	52
5 - 14.....	10
28 FABRICATED METAL PRODUCTS, EXCEPT MACHINERY & EQUIPMENT	
1 - 4.....	12
29 MACHINERY & EQUIPMENT N.E.C.	
1 - 4.....	1
32 RADIO, TELEVISION & COMMUNICATION EQUIPMENT & APPARATUS	
1 - 4.....	1
36 MANU. OF FURNITURE, MANUFACTURING N.E.C.	
1 - 4.....	7
5 - 14.....	1
99 OTHER PRODUCT	
1 - 4.....	1
MATHUGAMA	
14 OTHER MINING & QUARRYING	
1 - 4.....	11
5 - 14.....	4
15 & ABOVE.....	2
15 FOOD PRODUCTS & BEVERAGES	
1 - 4.....	117
5 - 14.....	4
15 & ABOVE.....	3
16 TOBACCO PRODUCTS	
1 - 4.....	28
5 - 14.....	1
15 & ABOVE.....	1
17 TEXTILES	
1 - 4.....	17
5 - 14.....	4
18 WEARING APPEREL DRESSING & DYING OF PUR	
1 - 4.....	32
5 - 14.....	2
15 & ABOVE.....	1
19 TRAINING & DRESSING OF LEATHER, LEATHER GOODS & FOOTWEAR	
1 - 4.....	2

(continued)

\* - MINING &amp; QUARRYING AND MANUFACTURING



TABLE 10: DISTRIBUTION OF ESTABLISHMENT\* & PERSONS ENGAGED BY DIVISIONAL SECRETARY DIVISION & PERSONS ENGAGED SIZE CLASS KALUTARA DISTRICT - RURAL SECTOR - 1995

D.S. DIVISION & INDUSTRY DIVISION	NO. OF ESTABLISHMENTS
<b>10 WOOD &amp; WOOD PRODUCTS, EXCEPT FURNITURE</b>	
1 - 4.....	15
5 - 14.....	4
<b>11 PAPER &amp; PAPER PRODUCTS</b>	
1 - 4.....	1
<b>22 PUBLISHING, PRINTING &amp; REPRODUCTION OF RECORDED MEDIA</b>	
1 - 4.....	2
<b>24 CHEMICALS &amp; CHEMICAL PRODUCTS</b>	
1 - 4.....	1
5 - 14.....	2
<b>25 RUBBER &amp; PLASTICS PRODUCTS</b>	
1 - 4.....	57
5 - 14.....	6
15 & ABOVE.....	9
<b>26 OTHER NON-METALIC MINERAL PRODUCTS</b>	
1 - 4.....	21
5 - 14.....	1
<b>28 FABRICATED METAL PRODUCTS, EXCEPT MACHINERY &amp; EQUIPMENT</b>	
1 - 4.....	18
5 - 14.....	1
<b>29 MACHINERY &amp; EQUIPMENT N.B.C.</b>	
1 - 4.....	1
<b>35 OTHER TRANSPORT EQUIPMENT</b>	
1 - 4.....	1
<b>36 MANU. OF FURNITURE, MANUFACTURING N.B.C.</b>	
1 - 4.....	2
<b>PANADURA</b>	
<b>14 OTHER MINING &amp; QUARRYING</b>	
1 - 4.....	8
5 - 14.....	1
15 & ABOVE.....	1
<b>15 FOOD PRODUCTS &amp; BEVERAGES</b>	
1 - 4.....	93
5 - 14.....	7
<b>17 TEXTILES</b>	
1 - 4.....	125
5 - 14.....	14
15 & ABOVE.....	5
<b>18 WEARING APPEREL DRESSING &amp; DYING OF FUR</b>	
1 - 4.....	186
5 - 14.....	18
15 & ABOVE.....	8
<b>19 TRAINING &amp; DRESSING OF LEATHER, LEATHER GOODS &amp; FOOTWEAR</b>	
1 - 4.....	30
5 - 14.....	9
15 & ABOVE.....	1

(continued)

\* - MINING &amp; QUARRYING AND MANUFACTURING

TABLE 10: DISTRIBUTION OF ESTABLISHMENT\* & PERSONS ENGAGED BY DIVISIONAL  
SECRETARY DIVISION & PERSONS ENGAGED SIZE CLASS  
KALUTARA DISTRICT - RURAL SECTOR - 1995

D.S.DIVISION & INDUSTRY DIVISION	NO.OF ESTABLISHMENTS
<b>20 WOOD &amp; WOOD PRODUCTS, EXCEPT FURNITURE</b>	
1 - 4.....	210
5 - 14.....	45
15 & ABOVE.....	8
<b>21 PAPER &amp; PAPER PRODUCTS</b>	
1 - 4.....	9
5 - 14.....	1
<b>22 PUBLISHING, PRINTING &amp; REPRODUCTION OF RECORDED MEDIA</b>	
1 - 4.....	8
15 & ABOVE.....	1
<b>24 CHEMICALS &amp; CHEMICAL PRODUCTS</b>	
1 - 4.....	10
5 - 14.....	2
15 & ABOVE.....	3
<b>25 RUBBER &amp; PLASTICS PRODUCTS</b>	
1 - 4.....	13
5 - 14.....	6
15 & ABOVE.....	7
<b>26 OTHER NON-METALIC MINERAL PRODUCTS</b>	
1 - 4.....	53
5 - 14.....	9
15 & ABOVE.....	2
<b>27 BASIC METAL INDUSTRIES</b>	
1 - 4.....	8
5 - 14.....	2
15 & ABOVE.....	1
<b>28 FABRICATED METAL PRODUCTS, EXCEPT MACHINERY &amp; EQUIPMENT</b>	
1 - 4.....	61
5 - 14.....	4
15 & ABOVE.....	4
<b>31 ELECTRICAL MACHINERY &amp; APPARATUS N.E.C.</b>	
1 - 4.....	2
5 - 14.....	1
<b>32 RADIO, TELEVISION &amp; COMMUNICATION EQUIPMENT &amp; APPARATUS</b>	
1 - 4.....	1
<b>34 MOTOR VEHICLES, TRAILERS &amp; SEMI-TRAILERS</b>	
1 - 4.....	1
5 - 14.....	1
15 & ABOVE.....	1
<b>35 OTHER TRANSPORT EQUIPMENT</b>	
1 - 4.....	5
5 - 14.....	6
15 & ABOVE.....	5
<b>36 MANU.OF FURNITURE, MANUFACTURING N.E.C.</b>	
1 - 4.....	40
5 - 14.....	8
15 & ABOVE.....	3

(continued)

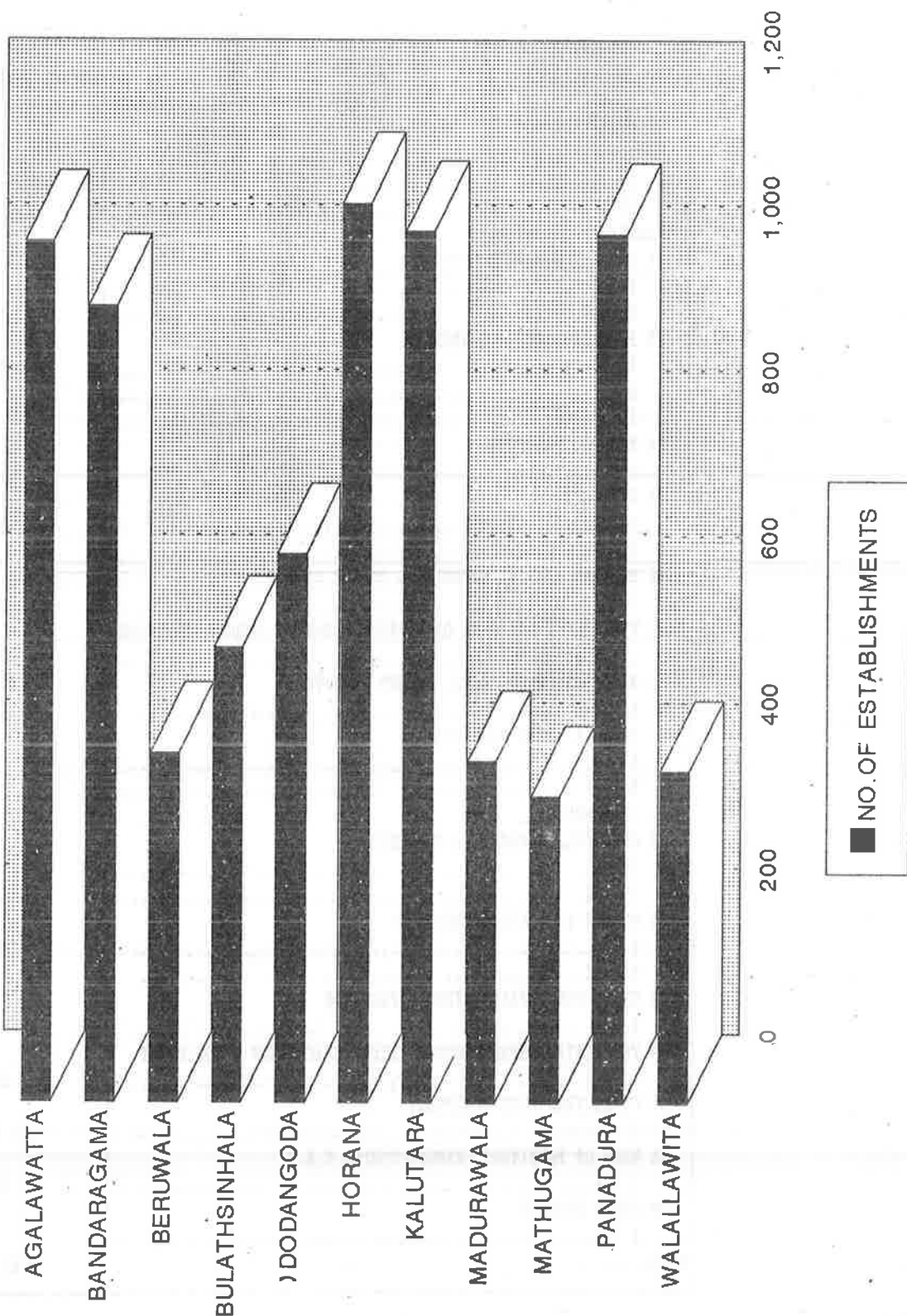
\* - MINING &amp; QUARRYING AND MANUFACTURING

TABLE 10: DISTRIBUTION OF ESTABLISHMENT\* & PERSONS ENGAGED BY DIVISIONAL SECRETARY DIVISION & PERSONS ENGAGED SIZE CLASS KALUTARA DISTRICT - RURAL SECTOR - 1995

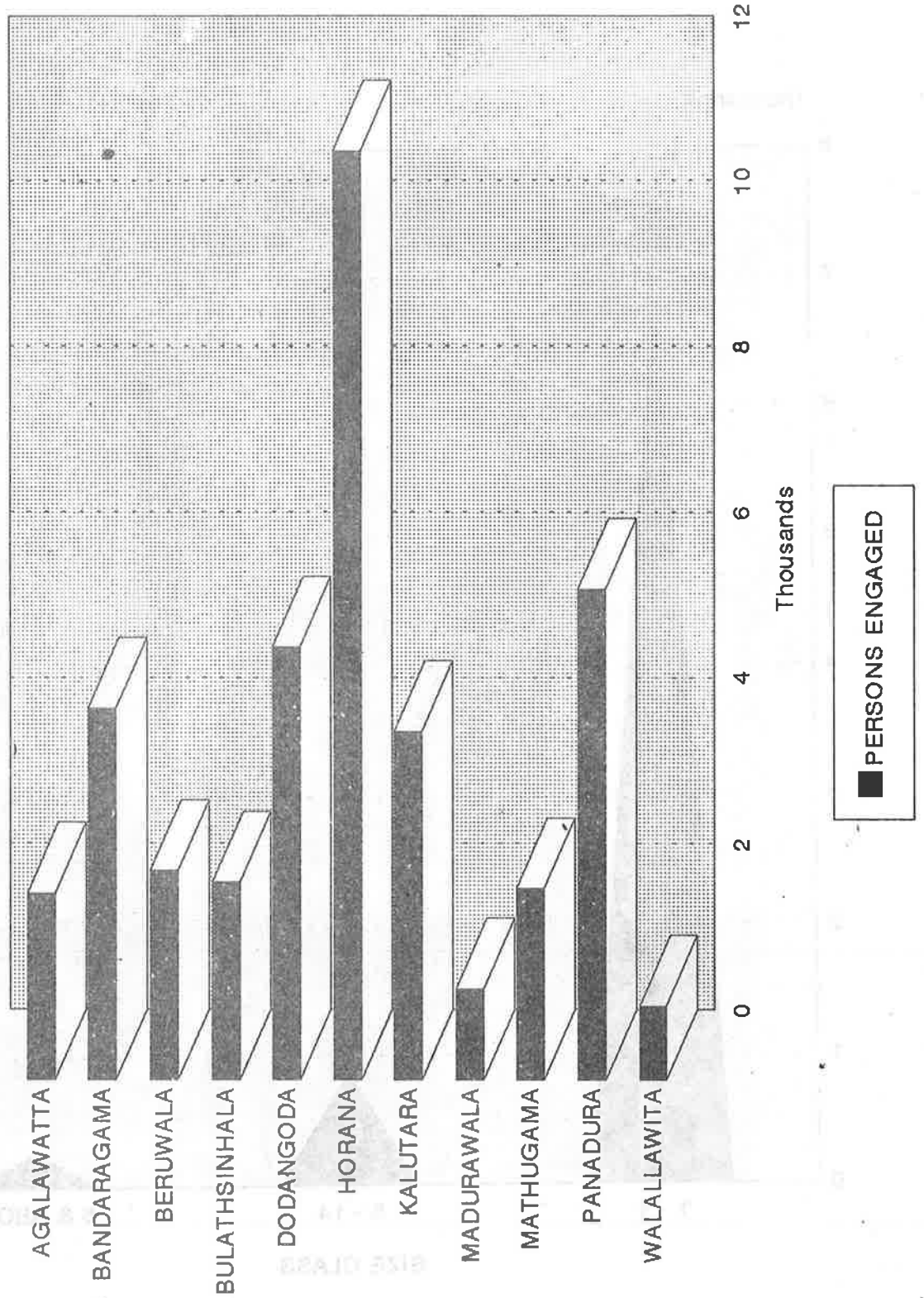
D.S.DIVISION & INDUSTRY DIVISION	NO.OF ESTABLISHMENTS
99 OTHER PRODUCT	
1 - 4.....	1
5 - 14.....	1
15 & ABOVE.....	2
WALALLAWITA	
14 OTHER MINING & QUARRYING	
1 - 4.....	13
5 - 14.....	12
15 FOOD PRODUCTS & BEVERAGES	
1 - 4.....	109
5 - 14.....	4
15 & ABOVE.....	2
16 TOBACCO PRODUCTS	
1 - 4.....	6
17 TEXTILES	
1 - 4.....	39
5 - 14.....	1
18 WEARING APPEREL DRESSING & DYEING OF FUR	
1 - 4.....	24
19 TRAINING & DRESSING OF LEATHER, LEATHER GOODS & FOOTWEAR	
1 - 4.....	4
20 WOOD & WOOD PRODUCTS, EXCEPT FURNITURE	
1 - 4.....	27
21 PAPER & PAPER PRODUCTS	
1 - 4.....	1
5 - 14.....	1
15 & ABOVE.....	1
24 CHEMICALS & CHEMICAL PRODUCTS	
1 - 4.....	5
5 - 14.....	2
25 RUBBER & PLASTICS PRODUCTS	
1 - 4.....	109
5 - 14.....	4
26 OTHER NON-METALIC MINERAL PRODUCTS	
1 - 4.....	6
28 FABRICATED METAL PRODUCTS, EXCEPT MACHINERY & EQUIPMENT	
1 - 4.....	15
35 OTHER TRANSPORT EQUIPMENT	
1 - 4.....	3
36 MANU.OF FURNITURE, MANUFACTURING N.B.C.	
1 - 4.....	13
99 OTHER PRODUCT	
1 - 4.....	1
TOTAL.....	8,020

\* - MINING & QUARRYING AND MANUFACTURING

# NO.OF ESTABLISHMENTS BY D.S.DIVISION RURAL SECTOR - 1995 KALUTARA DISTRICT




# PERSONS ENGAGED BY D.S.DIVISION RURAL SECTOR - 1995 KALUTARA DISTRICT



# NO.OF ESTABLISHMENT BY PERSONS ENGAGED SIZE CLASS

RURAL SECTOR - 1995  
KALUTARA DISTRICT



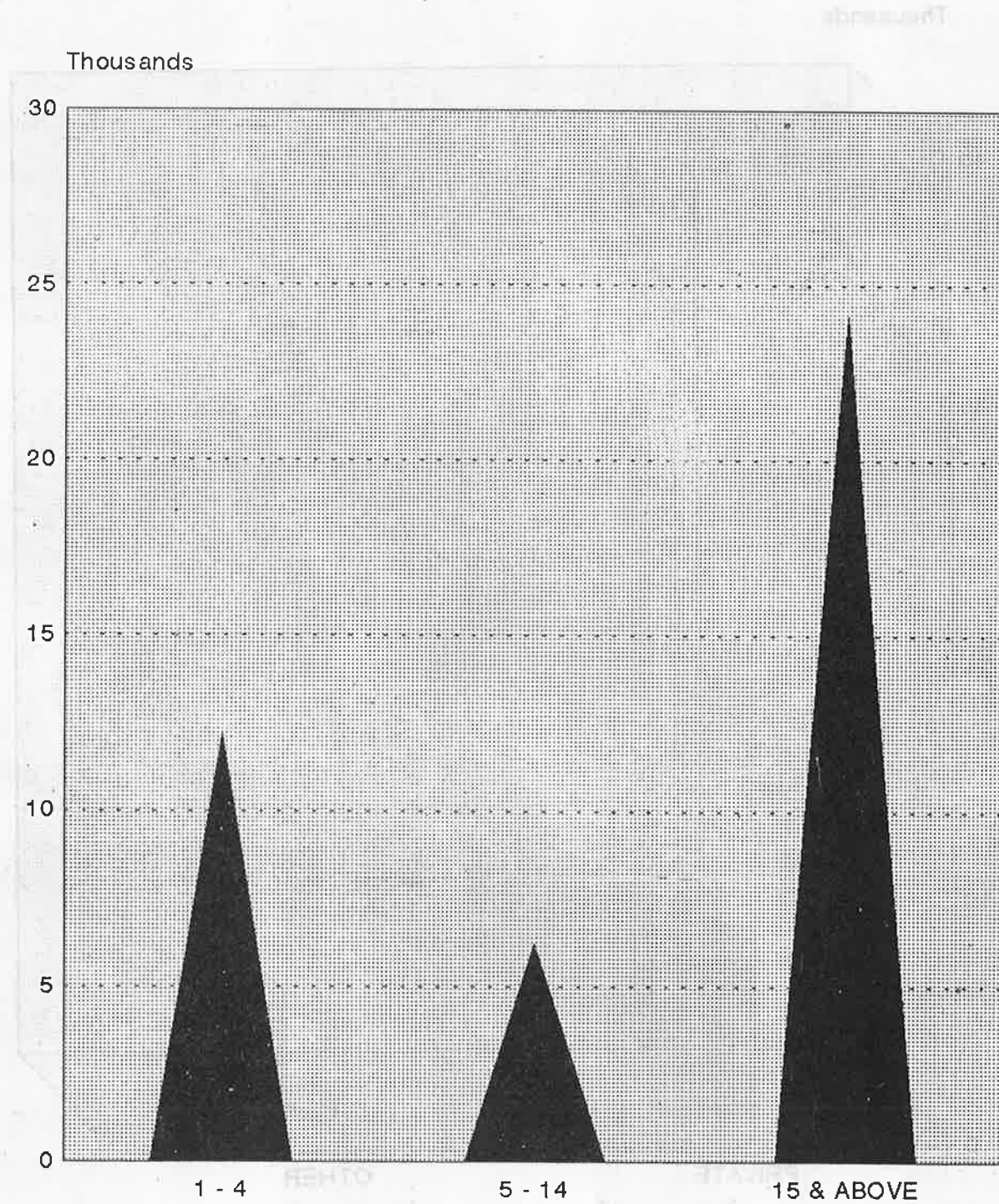
▲ NO.OF ESTABLISHMENTS



# PERSONS ENGAGED BY SIZE CLASS

## RURAL SECTOR - 1995

### KALUTARA DISTRICT



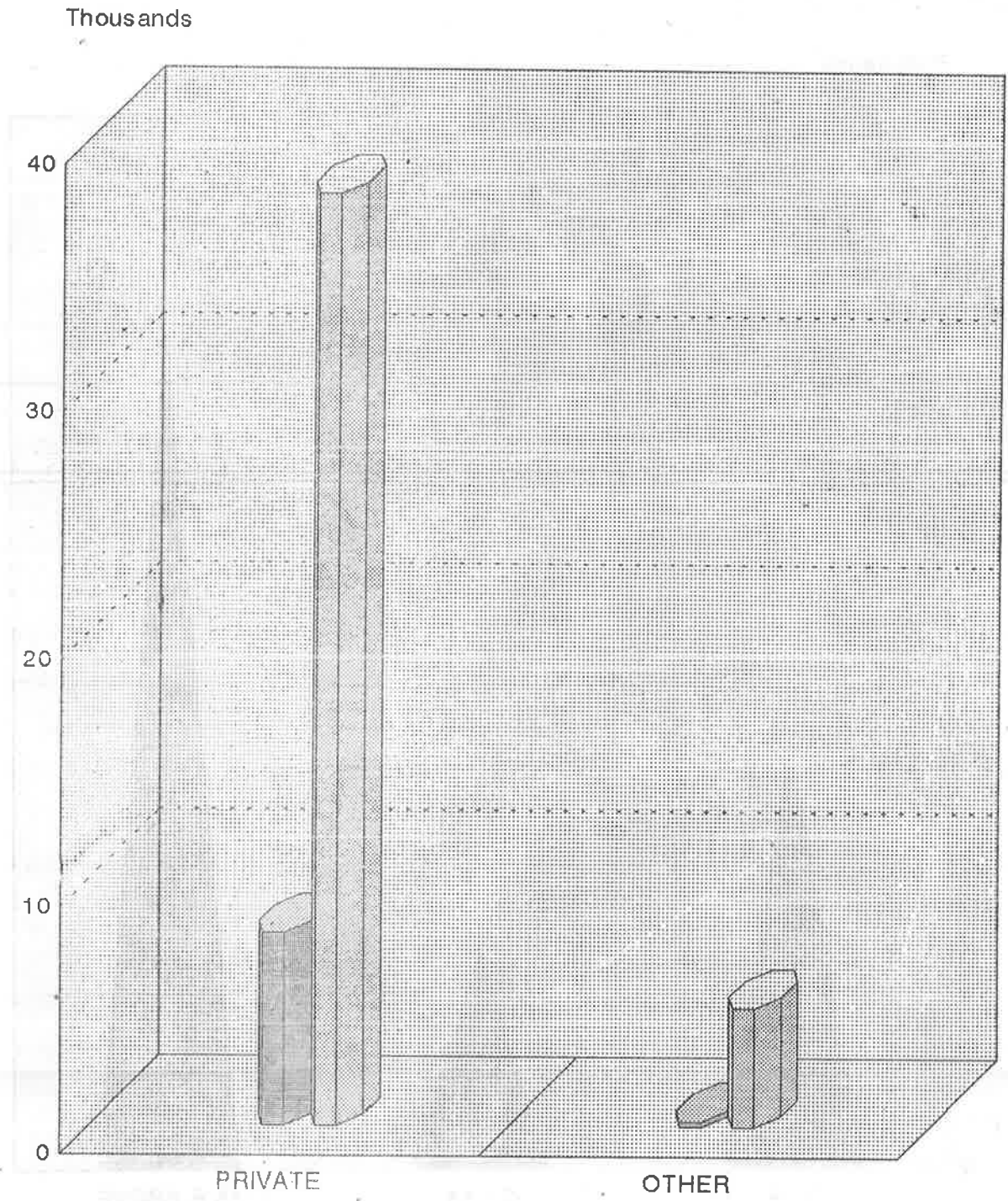
▲ PERSONS ENGAGED



# NO.OF ESTABLISHMENT & PERSONS ENGAGED BY TYPE OF SECTOR

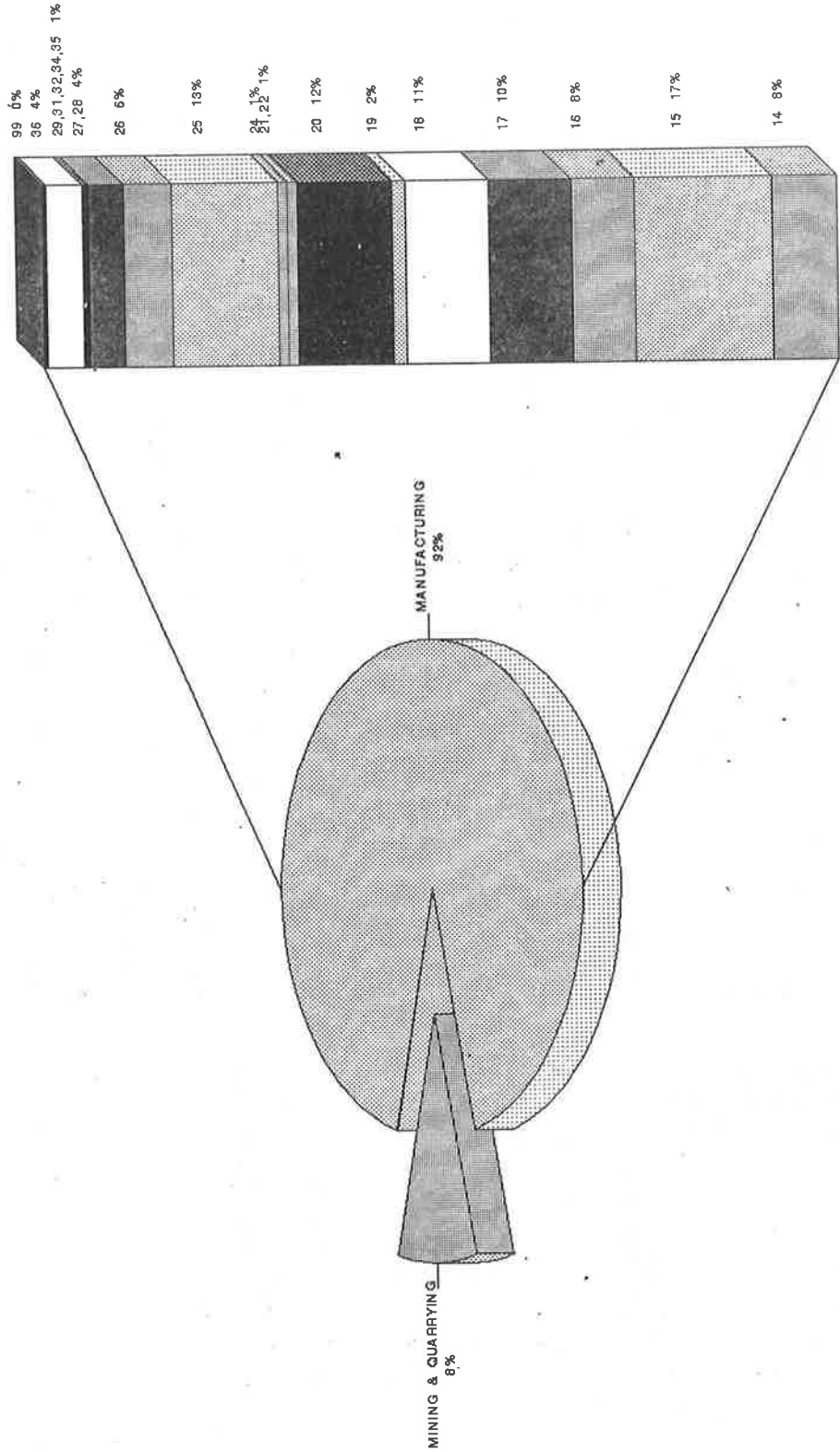
RURAL SECTOR - 1995

KALUTARA DISTRICT



■ NO.OF ESTABLISHMENT ■ PERSONS ENGAGED

# NO.OF ESTABLISHMENTS BY INDUSTRY DIVISION RURAL SECTOR - 1995 KALUTARA DISTRICT









L3   
 83   
 අංකය

ජනලේඛන හා සංඛ්‍යාලේඛන දෙපාර්තමේන්තුව  
**කාර්මිකාර්මික නොවන ආර්ථික කටයුතු ලැයිස්තුගත කිරීම - 1995**  
 (ගොඩනැගිලි ඉදිකිරීම සඳහා - 1995 ජනවාරි 01 සිට ජූනි 30 දක්වා)

01. දිස්ත්‍රික්කය:    04. අංශය: 1. තාගරික 2. ග්‍රාමීය 3. වතු   
 02. ප්‍රාදේශීය ලේකම් කොට්ඨාශය:    05. ම.න.ස./ත.ස./ප්‍රාදේශීය සහතික:    
 03. ග්‍රාම නිලධාරී කොට්ඨාශ අංකය:

1	2	3	4	5	6	7	8
කාර්යාලය ප්‍රදේශය සඳහා	මෙම ජරාතයේ පිළිබඳ දිස්ත්‍රික්ක කටයුත්තෙහි ස්වභාවය (එකම ජරාතයේ ඉදිකිරීම් කිහිපයක් පිළිකර ඇති විටෙකදී ප්‍රධාන ඉදිකිරීම් වර්ග තුන අනුපිළිවෙලින් ලියන්න.)	ජාතිකාව.	1995 ජනවාරි 01 සිට ජූනි 30 තුළ කටයුතු වැඩ වෙනුවෙන් දැරිණ ලද (ඇත්නම්) ඉඩ කරන ලද මුළු වියදම (රු.පිසල්)	ඉදිකිරීම් සඳහා මුදල් වෙන්වීම රජයේ -1 ප්‍රාදේශීය -2 වෙනත් -3 අදාළ සේවකයා ලියන්න.	පිහිටීම (මෙම ජරාතය පදනම හැකිම සඳහා ප්‍රමාණවත් විස්තර සපුරා ඇත.)	ඉදිකිරීම් කටයුතු කටයුතු කාලය (කොන්ත්‍රාත්කරු/ අයිතිකරු) නම් ලිපිනය හෝ දුරකථන අංකය	වෙනත් සටහන්
1.							
2.							
3.							
1.							
2.							
3.							
1.							
2.							
3.							
1.							
2.							
3.							
1.							
2.							
3.							
1.							
2.							
3.							
1.							
2.							
3.							



		பிப்ரவரி 2024					
1	2	3	4	5	6	7	8
மாண்புமிகு பிரதமர் கவுன்சில்	மேலே பட்டியலில் குறிப்பிடப்படாத பிரதமர் கவுன்சில் (பட்டியலில் குறிப்பிடப்படாத பிரதமர் கவுன்சில் உட்பட அனைத்து பிரதமர் கவுன்சில்களும் உட்பட)	மாண்புமிகு பிரதமர் கவுன்சில்	1995 சனவரி 01 முதல் 30 நாள் வரையிலான பிரதமர் கவுன்சில் உட்பட (சனவரி 01-20 வரையிலான பிரதமர் கவுன்சில் உட்பட)	ஒவ்வொரு பிரதமர் கவுன்சில் உட்பட பிரதமர் கவுன்சில் உட்பட பிரதமர் கவுன்சில் உட்பட	பிரதமர் (அனைத்து பிரதமர் கவுன்சில்களும் உட்பட)	ஒவ்வொரு பிரதமர் கவுன்சில் உட்பட (அனைத்து பிரதமர் கவுன்சில்களும் உட்பட)	மொத்த பிரதமர் கவுன்சில்
	1.						
	2.						
	3.						
	1.						
	2.						
	3.						
	1.						
	2.						
	3.						
	1.						
	2.						
	3.						
	1.						
	2.						
	3.						
	1.						
	2.						
	3.						
	1.						
	2.						
	3.						
	1.						
	2.						
	3.						

தயவுசெய்து கீழ்க்கண்ட விவரங்களை நிரப்பி அளிப்பீர்கள். தலை: .....



**PUBLICATIONS OF THE  
DEPARTMENT OF CENSUS AND STATISTICS  
AVAILABLE FOR SALES  
AT  
THE SAMPLE SURVEY DIVISION,  
DEPARTMENT OF CENSUS AND STATISTICS,  
16/7, ALBERT CRESCENT, COLOMBO 07.  
Telephone 695962 - Ext. 17.**

Name of Publication	** GENERAL PURPOSE PUBLICATION *	Year	Price
1.	Statistical Pocket Book in English	1988	46.00
2.	Statistical Pocket Book in English	1990	39.00
3.	Statistical Pocket Book in English	1994	50.00
4.	Statistical Pocket Book in English	1995	50.00
5.	Statistical Pocket Book in English	1997	52.50
6.	Statistical Pocket Book in English	1998	53.00
7.	Statistical Pocket Book in Sinhala and Tamil	1987	46.00
8.	Statistical Pocket Book in Sinhala and Tamil	1988	79.00
9.	Statistical Pocket Book in Sinhala and Tamil	1990	161.00
10.	Statistical Pocket Book in Sinhala and Tamil	1991	175.00
11.	Statistical Pocket Book in Sinhala and Tamil	1993	189.00
12.	Statistical Pocket Book in Sinhala and Tamil	1994	119.00
13.	Statistical Abstract in English	1989	203.00
14.	Statistical Abstract in English	1992	285.00
15.	Statistical Abstract in English	1993	300.00
16.	Statistical Abstract in English	1996	248.00
17.	Statistical Abstract in English	1997	210.00
18.	Administration Report of Director General Census & Statistics	1995	50.00
19.	Administration Report of Director General Census & Statistics	1996	50.00
20.	Administration Report of Director General Census & Statistics	1997	53.00
<b>Population and Demography</b>			
1.	Census of Population and Housing - (Physically disabled person)	1981	20.00
2.	Census of Population and Housing - District Report (each)	1981	50.00
3.	Sri Lanka Demographic and Health Survey	1993	310.00
4.	Demographic Survey 1994 Sri Lanka (Report on Demographic Characteristics of the Population) Release 3	1994	124.00
5.	Demographic Survey 1994 Sri Lanka (Report on Demographic and Housing Characteristics) Release 4	1994	110.00
6.	Grama Niladhari Divisions of Sri Lanka	1996	295.00
<b>Agriculture</b>			
1.	Estimation of Sown Area under Paddy Cultivation (Alternative to complete enumeration)		19.50
2.	Food Balance Sheet (Revised Series)	1991/95	33.00
3.	Food Balance Sheet (Revised Series)	1992/96	35.00
4.	Food Balance Sheet (Revised Series)	1992/97	39.00
5.	Paddy Statistics (Seasonal Report) each		20.00
6.	Rubber Cultivation in Sri Lanka	1993	40.00
7.	States and Role of Cinnamon Cultivation in Sri Lanka	1993	70.00
8.	Cardamon "The Queen of spices" and Distribution in Sri Lanka	1993	68.00
9.	Rambutan Cultivation in Sri Lanka	1993	43.00
10.	Sowing and Harvesting periods of Paddy Cultivation in Sri Lanka	1994	80.00
11.	Agricultural Statistics of Sri Lanka	1995	97.00
12.	Paddy Statistics of Sri Lanka	1952/96	
	a) With diskette		241.00
	b) Without diskette		191.00

**13. Agricultural crops and Livestock survey (Preliminary Reports)**

1.	Badulla	1992/93	80.00
2.	Colombo	1992/93	56.50
3.	Galle	1992/93	70.00
4.	Hambantota	1992/93	75.00
5.	Kalutara	1992/93	78.00
6.	Kegalle	1992/93	56.00
7.	Kurunegala	1992/93	160.00
8.	Matara	1992/93	61.00
9.	Moneragala	1992/93	53.00
10.	Ratnapura	1992/93	85.00
11.	Mahaweli System 'H'	1993/94	40.00
12.	Puttalam	1993/94	71.00
13.	Polonnaruwa	1993/94	44.00
14.	Anuradhapura	1993/94	90.50

**Trade and Industry**

1.	Annual Survey of Industries	1991	30.00
2.	Annual Survey of Industries	1992/93/94 (each)	37.00
3.	Annual Survey of Industries	1995/96/97 (each)	39.00
4.	Annual survey of Industries (Interim Report)	1996	28.00
5.	Annual survey of construction Industries	1993/94	64.00

**National Accounts**

1.	National Accounts of Sri Lanka	1993	102.00
2.	National Accounts of Sri Lanka	1994	111.00
3.	National Accounts of Sri Lanka (Sinhala)	1994	123.00
4.	National Accounts of Sri Lanka (Sinhala)	1995	143.00
5.	National Accounts of Sri Lanka	1996	150.00
6.	National Accounts of Sri Lanka	1997	165.00

**Prices and Wages**

1.	Bulletin of Selected Retail Prices	1975/90	62.50
2.	Bulletin of Selected Retail Prices	1975/91	60.00
3.	Bulletin of Selected Retail Prices	1975/92	77.00
4.	Bulletin of Selected Retail Prices	1995	127.00
5.	Bulletin of Selected Retail Prices	1996	124.00
6.	Weekly Retail Prices - (Colombo City)		
	i. Bulletin No. II	1991/92	30.00
	ii. Bulletin No. III	1992/93	25.00
	iii. Bulletin No. IV	1993/94	43.50
	iv. Bulletin No. V	1995	38.00
	v. Bulletin No. VI	1996	43.00

**Survey Report**

1.	Quarterly Report of the Sri Lanka Labour Force Survey		
	i. Quarterly Report each	1993	40.00
	ii. Quarterly Report each	1994	45.00
	iii. 1st Quarter	1995	55.00
	iv. 2nd Quarter	1995	65.00
	v. 3rd and 4th Quarter each	1995	64.00
	vi. Quarterly Report (each)	1996	64.00
	vii. Quarterly Report (each)	1997	69.00
	viii. 1st Quarter	1998	70.00
2.	Sri Lanka Labour Force Survey (Sinhala)	1992	50.00
3.	Provincial Profile of Labour Force Sri Lanka	1993	122.00
4.	Provincial Profile of Labour Force Sri Lanka	1996	73.00

**Other Reports**

1.	Women and Men in Sri Lanka (Tamil)		133.00
2.	Changing Role of Women in Sri Lanka (English)		200.00
3.	Statistical Data Sheets 1996 (Sinhala, Tamil, English) (each)		5.00
4.	Listing of Non-agricultural Economic Activities (Rural Sector)	1995	29.00



ISBN 955 - 577 - 249 - 5

Printed by Department of Census & Statistics.