



SRI LANKA

**LISTING OF NON - AGRICULTURAL
ECONOMIC ACTIVITIES
1995**

Rural Sector

District Report

Nuwaraeliya District

*department of census and statistics
ministry of finance and planning*

**LISTING OF NON - AGRICULTURAL
ECONOMIC ACTIVITIES
1995**

Rural Sector

District Report

Nuwaraeliya District

LISTING OF NEW AGRICULTURAL

ECONOMIC ACTIVITIES

1995

Rural Sector

ISBN 955 - 577 - 252 - 5

இலங்கை அரசு

நியூஸ்கிராஃபர் பிரிவு

Published in 2000

பரிப்புகழ்

PREFACE

The Department of Census and Statistics carried out a comprehensive listing of Non Agricultural Economic Activities in 1995 and covered rural areas of all provinces except Northern and Eastern provinces.

This report which includes basic Industrial statistics in the rural sector of the Nuwaraeliya District is prepared to serve the immediate needs of the Grama Niladhari Division and Divisional Secretariat Divisional level data users. It is planned to publish the similar reports for all relevant Districts and the all island report.

I hope that the information presented in this document, though it is provisional will be of immense use to planners and policy makers.



A.G.W. Nanayakkara.
Director General.
Dept. of Census & Statistics,
No. 15/12,
Maitland Crescent,
Colombo 07.
27th. July 1999.

ACKNOWLEDGEMENT

The listing operation of Non- Agricultural Economic Activities was undertaken by the Department of Census & Statistics which was funded by Institute of Construction Training and Development (ICTAD). This operation was planned mainly to establish a frame of building material industries and to ascertain the out put of the construction sector.

The planning, execution and successful completion of the entire listing operation were performed by the staff of Industry and Construction Division of the Department.

Enumerators who did the listing operation at the Grama Niladhari Division level, Statistical Investigators who were responsible for data collection and the District Statisticians / Statistical Officers who coordinated the activity are acknowledged.

The staff of the Data Processing Division and Statistical Investigators attached to some District offices who were engaged in computer data entry activities are much appreciated.

Special thanks are due to District Secretary and Divisional Secretaries of the District whose fullest co-operation was very vital to the successful completion of this operation.

Preparation of this publication was done by Mr. D.S.S.Gunawardana Statistical Officer using Apple Mackintosh and the statistical tables were obtained by Mr. R.D.N. Premawansa Statistical Investigator using SPSS PC+.

Acknowledgements are also due to Mr. K. D. Siripala, Deputy Director and his staff for printing this report within a short period.

The co-operation given by the respondents is also much appreciated.

CONTENTS

	PAGE
1. PREFACE	
2. ACKNOWLEDGEMENT	
3. CONTENTS	
A. INTRODUCTION	1
B. COVERAGE	1
C. LISTING OPERATION	2
D. PREPARATION OF TABLES	2
4. TABLES	5 - 15
5. CHARTS	16 - 21
6. ANNEX	22

Table Nos:

1. No. of Establishments & persons engaged by Divisional Secretary Division 1995.	5
2. No. of Establishments & persons engaged by Divisional Secretary Division & by Sector 1995.	5
3. No. of Establishments & persons engaged by Divisional Secretary Division & by Size Class 1995.	6
4. No. of Establishments & persons engaged by Major Industry Division (ISIC 1 digit level) 1995.	6
5. No. of Establishments & persons engaged by Industry Division. (ISIC 2 digit level) 1995.	7
6. No. of Establishments & persons engaged by Major Industry Group (ISIC 3 digit level) 1995.	7
7. No. of Establishments & persons engaged by Industry Group (ISIC 4 digit level) 1995.	8

Table Nos:	Page
8. No. of Establishments & persons engaged by Divisional Secretary Division & Major Industry Division (ISIC 1 digit level) 1995.	9
9. No. of Establishments & persons engaged by Divisional Secretary Division & Industry Division (ISIC 2 digit level) 1995.	10
10. Distribution of Establishments & persons engaged by Divisional Secretary Division & persons engaged size class 1995.	12

Chart Nos:

1. No. of Establishments by Divisional Secretary Division 1995.	16
2. Persons engaged by Divisional Secretary Division 1995.	17
3. No. of Establishments by persons engaged size class 1995.	18
4. Persons engaged by size class 1995.	19
5. No. of Establishments by Industry Division 1995.	20
6. No. of Establishments & persons engaged by Type of Sector 1995.	21

Listing of Non Agricultural Economic Activities - 1995

A. Introduction

Listing of Non Agricultural Economic Activities was conducted in stage is in Rural Sector covering all districts except the districts in Northern & Eastern Provinces. The main objective of this exercise was to identify the building material producing units and to compile the value of construction output of the housing sector as required by ICTAD. However, in order to make the exercise complete all non agricultural activities were enumerated.

A Grama Niladhari (GN) Division or a part of GN Division was considered as an enumeration area and enumerators were appointed by the Divisional Secretary of the area. The enumerator prepared a list of non agricultural economic activities by visiting each and every building in the enumeration area under the supervision of District Statistical Staff and the Head Office Staff.

B. Coverage

i. Economic Activities

The following Economic Activities were covered by the listing of non-agricultural economic activities.

1. Mining and Quarrying
2. Manufacturing
3. Electricity, Gas production & Water supply
4. Trade, Hotels and restaurants
5. Transport, Communication & Storage
6. Finance, Insurance, Real estate and business services
7. Public Administration, Education & Health activities
8. Community and Social Service & Private service activities
9. Construction

ii Area

- This listing operation covered only the rural sector in Sri Lanka and did not cover:

1. Northern and Eastern Provinces
2. All Municipal Councils and Urban Councils
3. Areas covered by the Board of Investment

C. Listing Operation

The recruited enumerators were given a two days training by panel of trainers selected and trained for that purpose in advance. An enumerator is assigned to each enumeration area which is usually a GN Division . When the GN Division is spread over a larger area or has a large number of housing units / buildings, the GN Division is divided into two enumeration areas.

The enumerators were asked to complete one line in the listing form (L) for each housing unit / building with the following information.

1. Name of the owner proprietor of the enterprise/chief occupant
2. Postal address
3. Nature of the unit
4. Type of Economic activity
5. Type of construction activity
6. Numbe of residents

If the housing unit/building was having the activities on

1. Mining and quarrying
2. Manufacturing
3. Electricity, Gas and Water

The following further information is inserted to the L1 form.

1. Economic Organization of the Establishment
2. Type of ownership of the establishment
3. Type of Industry
4. Major Products produced by the establishment
5. Persons engaged in the industry

Further if the housing units/building had done some construction activities during the reference period that too were included in an another form called L 3 with the following additional information.

1. Type of the Construction Activity done during the period from January to June in 1995
2. Expenditure/Estimated expenditure incurred during the period
3. Source of funds

D. Preparation of Tables

The information collected by the enumerators through L1 form was checked for completeness and data coded by the range Statistical Investigator under the supervision of the District Statistician/Statistical Officer. When two major products were given for an establishment, but products were coded using the information available in column 6 & 7. However the code for the 1st product is considered as the code relevant for the whole establishment in the tabulation procedure.

In most of the districts, data entry was done at the District Office itself using the personal computers available there. However L1 forms relevant to few districts were fed to the computer by the Data Processing Division of the Department.

The tabulation was done by the Industry and Construction Division using the SPSS PC+ package. The tables consist number of establishments and the persons engaged by Divisional Secretary Division and ISIC two digit level (Revision 3) in one set and ISIC 4 digit level (Revision 03) at district level in the other set. In cases when it is felt that the individual identification is disclosed, the information is either combined with another category or suppressed.

**TABLE 1: NO. OF ESTABLISHMENT* & PERSONS ENGAGED BY DIVISIONAL SECRETARY DIVISION
NUWARA-BLIYA DISTRICT - RURAL SECTOR - 1995**

D.S. DIVISION	NO. OF ESTABLISHMENTS	PERSONS ENGAGED
AMBAGAMUWA KORALAYA.....	399	4,600
HANGURANKETHA.....	485	1,991
KOTHMALE.....	757	4,066
NUWARA BLIYA.....	338	8,334
WALAPANE.....	585	2,878
TOTAL.....	2,564	21,869

* - MINING & QUARRYING AND MANUFACTURING

**TABLE 2: NO. OF ESTABLISHMENT* & PERSONS ENGAGED BY DIVISIONAL SECRETARY DIVISION & BY SECTOR
NUWARA-BLIYA DISTRICT - RURAL SECTOR - 1995**

D.S. DIVISION	TYPE OF SECTOR			
	PRIVATE **		OTHER	
	NO. OF ESTABLISHMENTS	PERSONS ENGAGED	NO. OF ESTABLISHMENTS	PERSONS ENGAGED
AMBAGAMUWA KORALAYA.....	364	2,870	35	1,730
HANGURANKETHA.....	463	1,064	22	927
KOTHMALE.....	736	2,429	21	1,637
NUWARA BLIYA.....	288	5,300	50	3,034
WALAPANE.....	561	1,895	24	983
TOTAL.....	2,412	13,558	152	8,311

* - MINING & QUARRYING AND MANUFACTURING

** - EXCLUDING B.O.I.

TABLE 3: NO. OF ESTABLISHMENT* & PERSONS ENGAGED BY DIVISIONAL SECRETARY DIVISION & BY SIZE CLASS
 NUWARA-ELIYA DISTRICT - RURAL SECTOR - 1995

D.S. DIVISION	PERSONS ENGAGED SIZE CLASS					
	1 - 4		5 - 14		15 & ABOVE	
	NO. OF ESTABLISHMENTS	PERSONS ENGAGED	NO. OF ESTABLISHMENTS	PERSONS ENGAGED	NO. OF ESTABLISHMENTS	PERSONS ENGAGED
AMBAGAMUWA KORALAYA.....	334	538	12	73	53	3,989
HANGURANKETHA.....	428	736	49	340	8	915
KOTHMALE.....	695	1,169	39	274	23	2,623
NUWARA ELIYA.....	178	370	44	306	116	7,658
WALAPANE.....	383	687	188	1,179	14	1,012
TOTAL.....	2,018	3,500	332	2,172	214	16,197

* - MINING & QUARRYING AND MANUFACTURING

TABLE 4: NO. OF ESTABLISHMENT* & PERSONS ENGAGED BY MAJOR INDUSTRY DIVISION** (ISIC 1 DIGIT LEVEL)
 NUWARA-ELIYA DISTRICT - RURAL SECTOR - 1995

MAJOR INDUSTRY DIVISION	NO. OF ESTABLISHMENTS	PERSONS ENGAGED
C MINING & QUARRYING.....	110	496
D MANUFACTURING.....	2,454	21,373
TOTAL.....	2,564	21,869

* - MINING & QUARRYING AND MANUFACTURING

** - ISIC REVISION 03

TABLE 5: NO. OF ESTABLISHMENT* & PERSONS ENGAGED BY INDUSTRY DIVISION** (ISIC 2 DIGIT LEVEL)
 NUWARA-ELIYA DISTRICT - RURAL SECTOR - 1995

INDUSTRY DIVISION	NO. OF ESTABLISHMENTS	PERSONS ENGAGED
14 OTHER MINING & QUARRYING.....	110	496
15 FOOD PRODUCTS & BEVERAGES.....	1,024	11,643
16 TOBACCO PRODUCTS.....	220	1,208
17 TEXTILES.....	110	343
18 WEARING APPEREL DRESSING & DYING OF FUR.....	271	5,888
19 TRAINING & DRESSING OF LEATHER, LEATHER GOODS & FOOTWEAR...	6	15
20 WOOD & WOOD PRODUCTS, EXCEPT FURNITURE.....	472	775
21 PAPER & PAPER PRODUCTS.....	8	12
22 PUBLISHING, PRINTING & REPRODUCTION OF RECORDED MEDIA.....	9	29
24 CHEMICALS & CHEMICAL PRODUCTS.....	17	48
25 RUBBER & PLASTICS PRODUCTS.....	3	5
26 OTHER NON-METALIC MINERAL PRODUCTS.....	107	315
28 FABRICATED METAL PRODUCTS, EXCEPT MACHINERY & EQUIPMENT.....	103	185
32 RADIO, TELEVISION & COMMUNICATION EQUIPMENT & APPARATUS.....	3	3
36 MANU. OF FURNITURE, MANUFACTURING N.E.C.....	74	144
99 OTHER PRODUCT.....	27	760
TOTAL.....	2,564	21,869

* - MINING & QUARRYING AND MANUFACTURING

** - ISIC REVISION 03

TABLE 6: NO. OF ESTABLISHMENT* & PERSONS ENGAGED BY MAJOR INDUSTRY GROUP** (ISIC 3 DIGIT LEVEL)
 NUWARA-ELIYA DISTRICT - RURAL SECTOR - 1995

MAJOR INDUSTRY GROUP	NO. OF ESTABLISHMENTS	PERSONS ENGAGED
141 QUARRYING OF STONE, SAND & CLAY.....	108	490
142 MINING & QUARRYING N.E.C.....	2	6
151 MEAT, FISH, FRUIT, VEGITABLE, OILS & FATS PRODUCTS.....	8	15
152 MANU. OF DAIRY PRODUCTS.....	27	1,589
153 GRAIN MILL, STARCHES & STARCH PRODUCTS, ANIMAL FEEDS.....	142	253
154 OTHER FOOD PRODUCTS.....	813	9,721
155 BEVERAGES.....	34	65
160 TOBACCO PRODUCTS.....	220	1,208
171 SPINNING, WEAVING & FINISHING OF TEXTILES.....	48	158
172 OTHER TEXTILES.....	62	185
181 WEARING APPAREL, EXCEPT PUR APPAREL.....	271	5,888
192 MANU. OF FOOTWEAR.....	6	15
201 SAWMILLING & PLANING OF WOOD.....	40	79
202 MANU. OF PRODUCTS OF WOOD, CORK, STRAW & PLAITING MATERIALS..	432	696
210 PAPER & PAPER PRODUCTS.....	8	12
221 PUBLISHING.....	9	29
242 OTHER CHEMICALS PRODUCTS.....	17	48
251 RUBBER PRODUCTS.....	3	5
269 NON-METALLIC MINERAL PRODUCTS N.E.C.....	107	315
281 STRUCTURAL METAL PRODUCTS.....	24	36
289 OTHER FABRICATED METAL PRODUCTS.....	79	149
323 TELEVISION & RADIO RECEIVERS & ASSOCIATED.....	3	3
361 MANU. OF FURNITURE.....	13	26
369 MANUFACTURING N.E.C.....	61	118
999 OTHER PRODUCT.....	27	760
TOTAL.....	2,564	21,869

* - MINING & QUARRYING AND MANUFACTURING

** - ISIC REVISION 03

TABLE 7: NO. OF ESTABLISHMENT* & PERSONS ENGAGED BY INDUSTRY GROUP** (ISIC 4 DIGIT LEVEL)
 NUWARA-ELIYA DISTRICT - RURAL SECTOR - 1995

INDUSTRY GROUP	NO. OF ESTABLISHMENTS	PERSONS ENGAGED
1410 QUARRYING OF STONE, SAND & CLAY.....	108	490
1429 OTHER MINING & QUARRYING N.B.C.....	2	6
1511 PRODU. PROCESSING & PRESERVING OF MEAT & MEAT PRODUCTS...	8	15
1520 DAIRY PRODUCTS.....	27	1,589
1531 GRAIN MILL PRODUCTS.....	142	253
1541 BAKERY PRODUCTS.....	196	667
1542 MANUFACTURE OF SUGER.....	351	627
1543 COCOA, CHOCOLATE & SUGER CONFECTIONERY.....	41	85
1549 OTHER FOOD PRODUCTS N.B.C.....	225	8,342
1551 DISTILLING, RECTIFYING & BLENDING OF SPIRITS.....	4	4
1552 WINES.....	30	61
1600 TOBACCO PRODUCTS.....	220	1,208
1711 PREPARATION & SPINNING OF TEXTILE FIBRES.....	43	150
1712 FINISHING OF TEXTILES.....	5	8
1721 MADE-UP TEXTILE ARTICLES, EXCEPT APPAREL.....	47	157
1722 CARPETS & RUGS.....	9	17
1723 CORDAGE, ROPE, TWINE & NETTING.....	3	6
1729 OTHER TEXTILES N.B.C.....	3	5
1810 WEARING APPAREL, EXCEPT FUR APPAREL.....	271	5,888
1920 FOOTWEAR.....	6	15
2010 SAWMILLING & PLANING OF WOOD.....	40	79
2022 BUILDERS CARPENTRY & JOINERY.....	74	109
2023 WOODEN CONTAINERS.....	3	24
2029 OTHER PRODUCTS OF WOOD.....	355	563
2109 OTHER ARTICLES OF PAPER & PAPERBOARD.....	8	12
2219 OTHER PUBLISHING.....	9	29
2423 PHARMACEUTICALS, MEDICINAL CHEMICALS & BOTANICAL.....	10	25
2429 OTHER CHEMICAL PRODUCTS N.B.C.....	7	23
2519 OTHER RUBBER PRODUCTS.....	3	5
2691 NON-STRUCTURAL NON- REFRACTORY CERAMIC WARE.....	26	64
2693 STRUCTURAL NONO-REFRACTORY CLAY & CERAMIC PRODUCTS.....	8	21
2694 CEMENT, LINE & PLASTER.....	4	22
2695 ARTICLES OF CONCRETE, CEMENT & PLASTER.....	69	208
2811 STRUCTURAL METAL PRODUCTS.....	24	36
2893 CUTLERY, HAND TOOLS & GENERAL HARDWARE.....	58	97
2899 OTHER FABRICATED METAL PRODUCTS.....	21	52
3230 TELEVISION & RADIO RECEIVERS, SOUND OR VIDEO RECORDING....	3	3
3610 FURNITURE.....	13	26
3691 JEWELLERY & RELATED ARTICLES.....	50	93
3699 OTHER MANUFACTURING N.B.C.....	11	25
9999 OTHER PRODUCT.....	27	760
TOTAL.....	2,564	21,869

* - MINING & QUARRYING AND MANUFACTURING

** - ISIC REVISION 03

TABLE 8:NO.OF ESTABLISHMENT* & PERSONS ENGAGED BY DIVISIONAL SECRETARY DIVISION & MAJOR INDUSTRY DIVISION (ISIC 1 DIGIT LEVEL) NUWARA-BLIYA DISTRICT - RURAL SECTOR - 1995**

D.S.DIVISION & MAJOR INDUSTRY DIVISION	NO.OF ESTABLISHMENTS	PERSONS ENGAGED
AMBAGAMUWA KORALAYA		
C MINING & QUARRYING.....	15	46
D MANUFACTURING.....	384	4,554
HANGURANKETHA		
C MINING & QUARRYING.....	44	168
D MANUFACTURING.....	441	1,823
KOTHMALE		
C MINING & QUARRYING.....	15	122
D MANUFACTURING.....	742	3,944
NUWARA BLIYA		
C MINING & QUARRYING.....	18	118
D MANUFACTURING.....	320	8,216
WALAPANE		
C MINING & QUARRYING.....	18	42
D MANUFACTURING.....	567	2,836
TOTAL.....	2,564	21,869

* - MINING & QUARRYING AND MANUFACTURING

** - ISIC REVISION 03

TABLE 9: NO. OF ESTABLISHMENT* & PERSONS ENGAGED BY DIVISIONAL SECRETARY DIVISION & INDUSTRY DIVISION** (ISIC 2 DIGIT LEVEL)
 NUWARA-ELIYA DISTRICT - RURAL SECTOR - 1995

D.S. DIVISION & INDUSTRY DIVISION	NO. OF ESTABLISHMENTS	PERSONS ENGAGED
AMBAGAMUWA KORALAYA		
14 OTHER MINING & QUARRYING.....	15	46
15 FOOD PRODUCTS & BEVERAGES.....	172	2,372
17 TEXTILES.....	31	63
18 WEARING APPEREL DRESSING & DYING OF FUR.....	56	1,897
20 WOOD & WOOD PRODUCTS, EXCEPT FURNITURE.....	80	122
24 CHEMICALS & CHEMICAL PRODUCTS.....	3	3
26 OTHER NON-METALIC MINERAL PRODUCTS.....	15	39
28 FABRICATED METAL PRODUCTS, EXCEPT MACHINERY & EQUIPMENT...	12	18
36 MANU. OF FURNITURE, MANUFACTURING N.E.C.....	5	16
99 OTHER PRODUCT.....	10	24
HANGURANKETHA		
14 OTHER MINING & QUARRYING.....	44	168
15 FOOD PRODUCTS & BEVERAGES.....	137	594
16 TOBACCO PRODUCTS.....	13	34
17 TEXTILES.....	23	96
18 WEARING APPEREL DRESSING & DYING OF FUR.....	65	142
20 WOOD & WOOD PRODUCTS, EXCEPT FURNITURE.....	119	217
24 CHEMICALS & CHEMICAL PRODUCTS.....	5	24
26 OTHER NON-METALIC MINERAL PRODUCTS.....	32	87
28 FABRICATED METAL PRODUCTS, EXCEPT MACHINERY & EQUIPMENT...	30	52
32 RADIO, TELEVISION & COMMUNICATION EQUIPMENT & APPARATUS....	3	3
36 MANU. OF FURNITURE, MANUFACTURING N.E.C.....	5	13
99 OTHER PRODUCT.....	9	561
KOTHMALE		
14 OTHER MINING & QUARRYING.....	15	122
15 FOOD PRODUCTS & BEVERAGES.....	433	1,529
16 TOBACCO PRODUCTS.....	3	17
17 TEXTILES.....	34	90
18 WEARING APPEREL DRESSING & DYING OF FUR.....	46	1,813
20 WOOD & WOOD PRODUCTS, EXCEPT FURNITURE.....	150	240
21 PAPER & PAPER PRODUCTS.....	7	10
24 CHEMICALS & CHEMICAL PRODUCTS.....	6	11
26 OTHER NON-METALIC MINERAL PRODUCTS.....	20	53
28 FABRICATED METAL PRODUCTS, EXCEPT MACHINERY & EQUIPMENT...	25	45
36 MANU. OF FURNITURE, MANUFACTURING N.E.C.....	7	16
99 OTHER PRODUCT.....	11	120

(continued)

* - MINING & QUARRYING AND MANUFACTURING

** - ISIC REVISION 03

TABLE 9:NO.OF ESTABLISHMENT* & PERSONS ENGAED BY DIVISIONAL SECRETARY DIVISION &
INDUSTRY DIVISION** (ISIC 2 DIGIT LEVEL)
NUWARA-ELIYA DISTRICT - RURAL SECTOR - 1995

D.S.DIVISION & INDUSTRY DIVISION	NO.OF ESTABLISHMENTS	PERSONS ENGAED
NUWARA ELIYA		
14 OTHER MINING & QUARRYING.....	18	118
15 FOOD PRODUCTS & BEVERAGES.....	170	6,354
17 TEXTILES.....	6	6
18 WEARING APPEREL DRESSING & DYING OF FUR.....	54	1,544
20 WOOD & WOOD PRODUCTS, EXCEPT FURNITURE.....	14	34
22 PUBLISHING, PRINTING & REPRODUCTION OF RECORDED MEDIA.....	8	26
26 OTHER NON-METALIC MINERAL PRODUCTS.....	30	106
28 FABRICATED METAL PRODUCTS, EXCEPT MACHINERY & EQUIPMENT...	6	14
36 MANU.OF FURNITURE, MANUFACTURING N.E.C.....	24	52
99 OTHER PRODUCT.....	8	80
WALAPANE		
14 OTHER MINING & QUARRYING.....	18	42
15 FOOD PRODUCTS & BEVERAGES.....	112	794
16 TOBACCO PRODUCTS.....	204	1,157
17 TEXTILES.....	16	88
18 WEARING APPEREL DRESSING & DYING OF FUR.....	50	492
20 WOOD & WOOD PRODUCTS, EXCEPT FURNITURE.....	109	162
24 CHEMICALS & CHEMICAL PRODUCTS.....	3	10
26 OTHER NON-METALIC MINERAL PRODUCTS.....	10	30
28 FABRICATED METAL PRODUCTS, EXCEPT MACHINERY & EQUIPMENT...	30	56
36 MANU.OF FURNITURE, MANUFACTURING N.E.C.....	33	47
TOTAL.....	2,564	21,869

* - MINING & QUARRYING AND MANUFACTURING

** - ISIC REVISION 03

TABLE 10: DISTRIBUTION OF ESTABLISHMENT* & PERSONS ENGAGED BY DIVISIONAL
SECRETARY DIVISION & PERSONS ENGAGED SIZE CLASS
NUWARA-ELIYA DISTRICT - RURAL SECTOR - 1995

D.S.DIVISION & INDUSTRY DIVISION	NO.OF ESTABLISHMENTS
AMBAGANUWA KORALAYA	
14 OTHER MINING & QUARRYING	
1 - 4.....	13
5 - 14.....	2
15 FOOD PRODUCTS & BEVERAGES	
1 - 4.....	123
5 - 14.....	3
15 & ABOVE.....	46
17 TEXTILES	
1 - 4.....	29
5 - 14.....	1
15 & ABOVE.....	1
18 WEARING APPEREL DRESSING & DYEING OF FUR	
1 - 4.....	50
5 - 14.....	1
15 & ABOVE.....	5
19 TRAINING & DRESSING OF LEATHER, LEATHER GOODS & FOOTWEAR	
1 - 4.....	2
20 WOOD & WOOD PRODUCTS, EXCEPT FURNITURE	
1 - 4.....	78
5 - 14.....	1
15 & ABOVE.....	1
22 PUBLISHING, PRINTING & REPRODUCTION OF RECORDED MEDIA	
1 - 4.....	1
24 CHEMICALS & CHEMICAL PRODUCTS	
1 - 4.....	3
25 RUBBER & PLASTICS PRODUCTS	
1 - 4.....	1
26 OTHER NON-METALIC MINERAL PRODUCTS	
1 - 4.....	13
5 - 14.....	2
28 FABRICATED METAL PRODUCTS, EXCEPT MACHINERY & EQUIPMENT	
1 - 4.....	12
36 MANU.OF FURNITURE, MANUFACTURING N.B.C.	
1 - 4.....	4
5 - 14.....	1
99 OTHER PRODUCT	
1 - 4.....	5
5 - 14.....	1
HANGURANKETHA	
14 OTHER MINING & QUARRYING	
1 - 4.....	31
5 - 14.....	13
15 FOOD PRODUCTS & BEVERAGES	
1 - 4.....	125
5 - 14.....	7
15 & ABOVE.....	5

* - MINING & QUARRYING AND MANUFACTURING

(continued)

TABLE 10: DISTRIBUTION OF ESTABLISHMENT* & PERSONS ENGAGED BY DIVISIONAL
SECRETARY DIVISION & PERSONS ENGAGED SIZE CLASS
NUWARA-ELIYA DISTRICT - RURAL SECTOR - 1995

D.S.DIVISION & INDUSTRY DIVISION	NO.OF ESTABLISHMENTS
16 TOBACCO PRODUCTS	
1 - 4.....	11
5 - 14.....	2
17 TEXTILES	
1 - 4.....	13
5 - 14.....	10
18 WEARING APPEREL DRESSING & DYING OF FUR	
1 - 4.....	61
5 - 14.....	3
15 & ABOVE.....	1
19 TRAINING & DRESSING OF LEATHER, LEATHER GOODS & FOOTWEAR	
1 - 4.....	2
20 WOOD & WOOD PRODUCTS, EXCEPT FURNITURE	
1 - 4.....	109
5 - 14.....	10
21 PAPER & PAPER PRODUCTS	
1 - 4.....	1
24 CHEMICALS & CHEMICAL PRODUCTS	
1 - 4.....	4
15 & ABOVE.....	1
26 OTHER NON-METALIC MINERAL PRODUCTS	
1 - 4.....	29
5 - 14.....	3
28 FABRICATED METAL PRODUCTS, EXCEPT MACHINERY & EQUIPMENT	
1 - 4.....	29
5 - 14.....	1
32 RADIO, TELEVISION & COMMUNICATION EQUIPMENT & APPARATUS	
1 - 4.....	3
36 MANU. OF FURNITURE, MANUFACTURING N.B.C.	
1 - 4.....	5
99 OTHER PRODUCT	
1 - 4.....	5
15 & ABOVE.....	1
KOTHPALE	
14 OTHER MINING & QUARRYING	
1 - 4.....	6
5 - 14.....	6
15 & ABOVE.....	3
15 FOOD PRODUCTS & BEVERAGES	
1 - 4.....	402
5 - 14.....	15
15 & ABOVE.....	16
16 TOBACCO PRODUCTS	
1 - 4.....	2
5 - 14.....	1

* - MINING & QUARRYING AND MANUFACTURING

(continued)

TABLE 10: DISTRIBUTION OF ESTABLISHMENT* & PERSONS ENGAGED BY DIVISIONAL
SECRETARY DIVISION & PERSONS ENGAGED SIZE CLASS
NUWARA-ELIYA DISTRICT - RURAL SECTOR - 1995

D.S.DIVISION & INDUSTRY DIVISION	NO.OF ESTABLISHMENTS
17 TEXTILES	
1 - 4.....	29
5 - 14.....	4
15 & ABOVE.....	1
18 WEARING APPEREL DRESSING & DYEING OF FUR	
1 - 4.....	44
15 & ABOVE.....	2
19 TRAINING & DRESSING OF LEATHER, LEATHER GOODS & FOOTWEAR	
1 - 4.....	1
5 - 14.....	1
20 WOOD & WOOD PRODUCTS, EXCEPT FURNITURE	
1 - 4.....	144
5 - 14.....	6
21 PAPER & PAPER PRODUCTS	
1 - 4.....	7
24 CHEMICALS & CHEMICAL PRODUCTS	
1 - 4.....	6
26 OTHER NON-METALIC MINERAL PRODUCTS	
1 - 4.....	18
5 - 14.....	2
28 FABRICATED METAL PRODUCTS, EXCEPT MACHINERY & EQUIPMENT	
1 - 4.....	25
36 MANU.OF FURNITURE, MANUFACTURING N.B.C.	
1 - 4.....	7
99 OTHER PRODUCT	
1 - 4.....	4
5 - 14.....	4
15 & ABOVE.....	1
NUWARA ELIYA	
14 OTHER MINING & QUARRYING	
1 - 4.....	12
5 - 14.....	4
15 & ABOVE.....	2
15 FOOD PRODUCTS & BEVERAGES	
1 - 4.....	42
5 - 14.....	22
15 & ABOVE.....	106
17 TEXTILES	
1 - 4.....	6
18 WEARING APPEREL DRESSING & DYEING OF FUR	
1 - 4.....	42
5 - 14.....	6
15 & ABOVE.....	6
20 WOOD & WOOD PRODUCTS, EXCEPT FURNITURE	
1 - 4.....	12
5 - 14.....	2
22 PUBLISHING, PRINTING & REPRODUCTION OF RECORDED MEDIA	
1 - 4.....	6
5 - 14.....	2

* - MINING & QUARRYING AND MANUFACTURING

(continued)

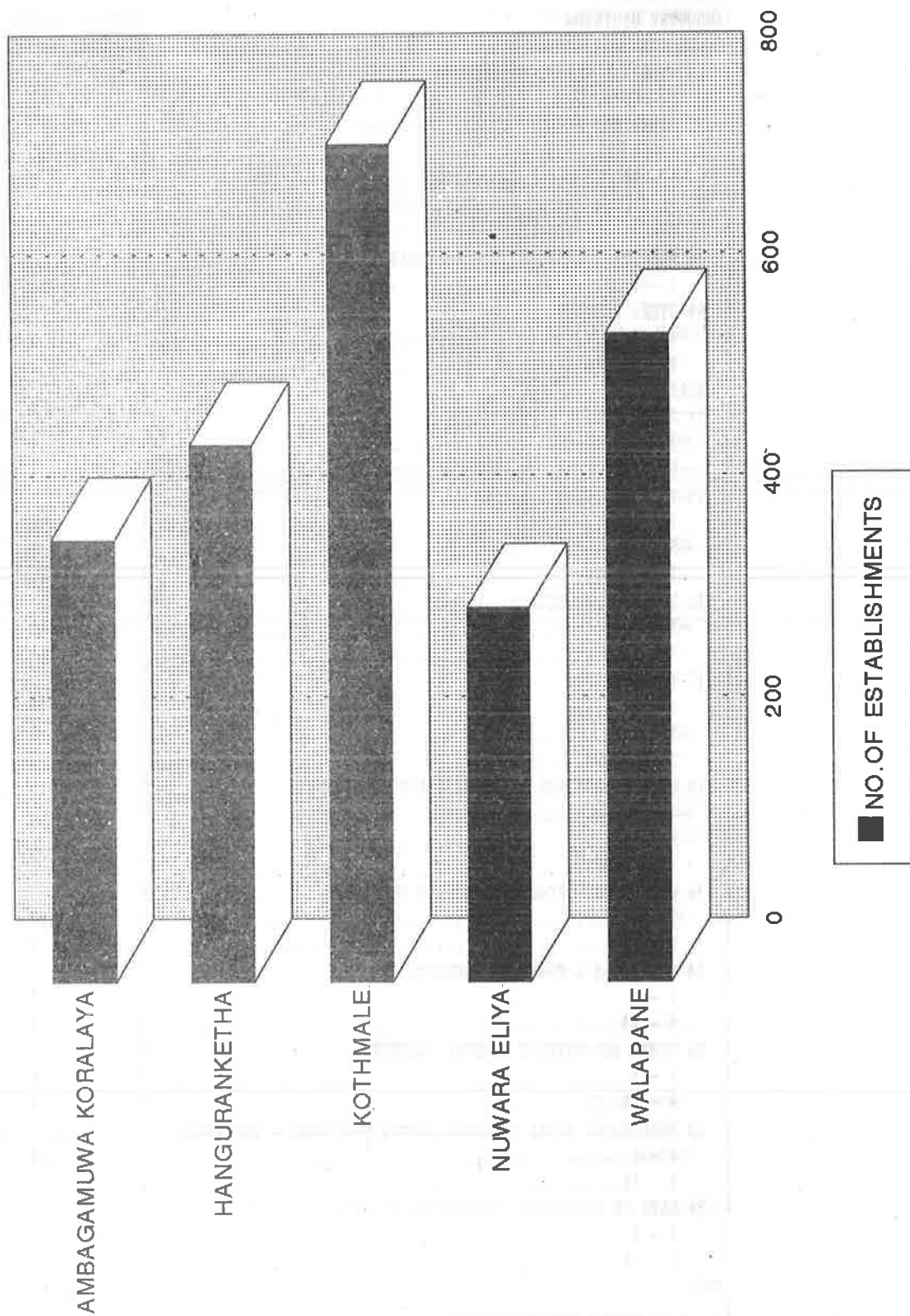
TABLE 10: DISTRIBUTION OF ESTABLISHMENT* & PERSONS ENGAGED BY DIVISIONAL
SECRETARY DIVISION & PERSONS ENGAGED SIZE CLASS
NUWARA-ELIYA DISTRICT - RURAL SECTOR - 1995

D.S. DIVISION & INDUSTRY DIVISION	NO. OF ESTABLISHMENTS
25 RUBBER & PLASTICS PRODUCTS	
1 - 4.....	2
26 OTHER NON-METALIC MINERAL PRODUCTS	
1 - 4.....	22
5 - 14.....	8
28 FABRICATED METAL PRODUCTS, EXCEPT MACHINERY & EQUIPMENT	
1 - 4.....	6
36 MANU. OF FURNITURE, MANUFACTURING N.B.C.	
1 - 4.....	24
99 OTHER PRODUCT	
1 - 4.....	4
15 & ABOVE.....	2
WALAPANE	
14 OTHER MINING & QUARRYING	
1 - 4.....	14
5 - 14.....	4
15 FOOD PRODUCTS & BEVERAGES	
1 - 4.....	92
5 - 14.....	9
15 & ABOVE.....	11
16 TOBACCO PRODUCTS	
1 - 4.....	40
5 - 14.....	164
17 TEXTILES	
1 - 4.....	10
5 - 14.....	4
15 & ABOVE.....	2
18 WEARING APPHREL DRESSING & DYING OF FUR	
1 - 4.....	48
5 - 14.....	1
15 & ABOVE.....	1
20 WOOD & WOOD PRODUCTS, EXCEPT FURNITURE	
1 - 4.....	107
5 - 14.....	2
24 CHEMICALS & CHEMICAL PRODUCTS	
1 - 4.....	2
5 - 14.....	1
26 OTHER NON-METALIC MINERAL PRODUCTS	
1 - 4.....	9
5 - 14.....	1
28 FABRICATED METAL PRODUCTS, EXCEPT MACHINERY & EQUIPMENT	
1 - 4.....	29
5 - 14.....	1
36 MANU. OF FURNITURE, MANUFACTURING N.B.C.	
1 - 4.....	32
5 - 14.....	1
TOTAL.....	2,564

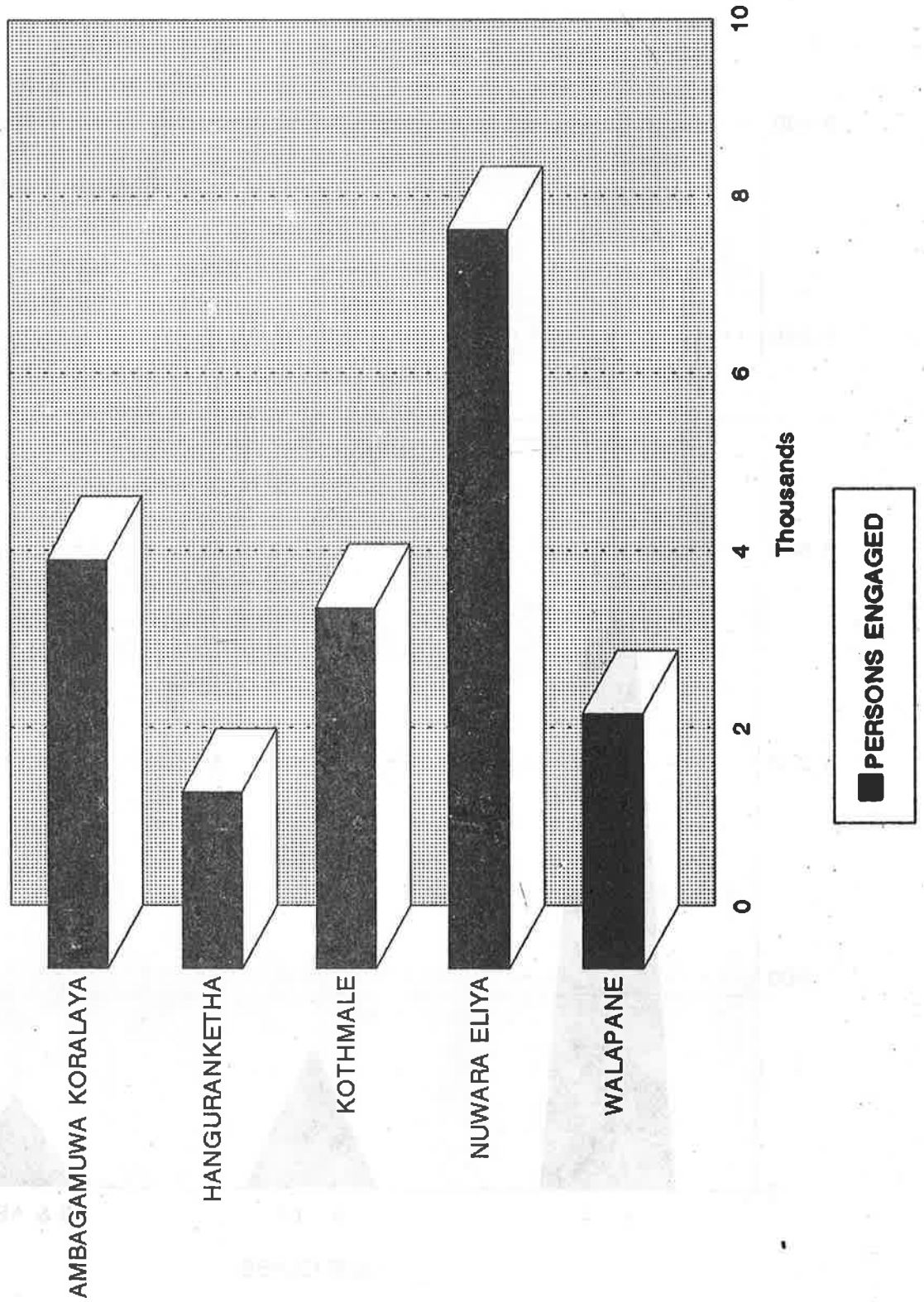
* - MINING & QUARRYING AND MANUFACTURING

NO.OF ESTABLISHMENTS BY D.S.DIVISION

RURAL SECTOR - 1995
NUWARA-ELIYA DISTRICT

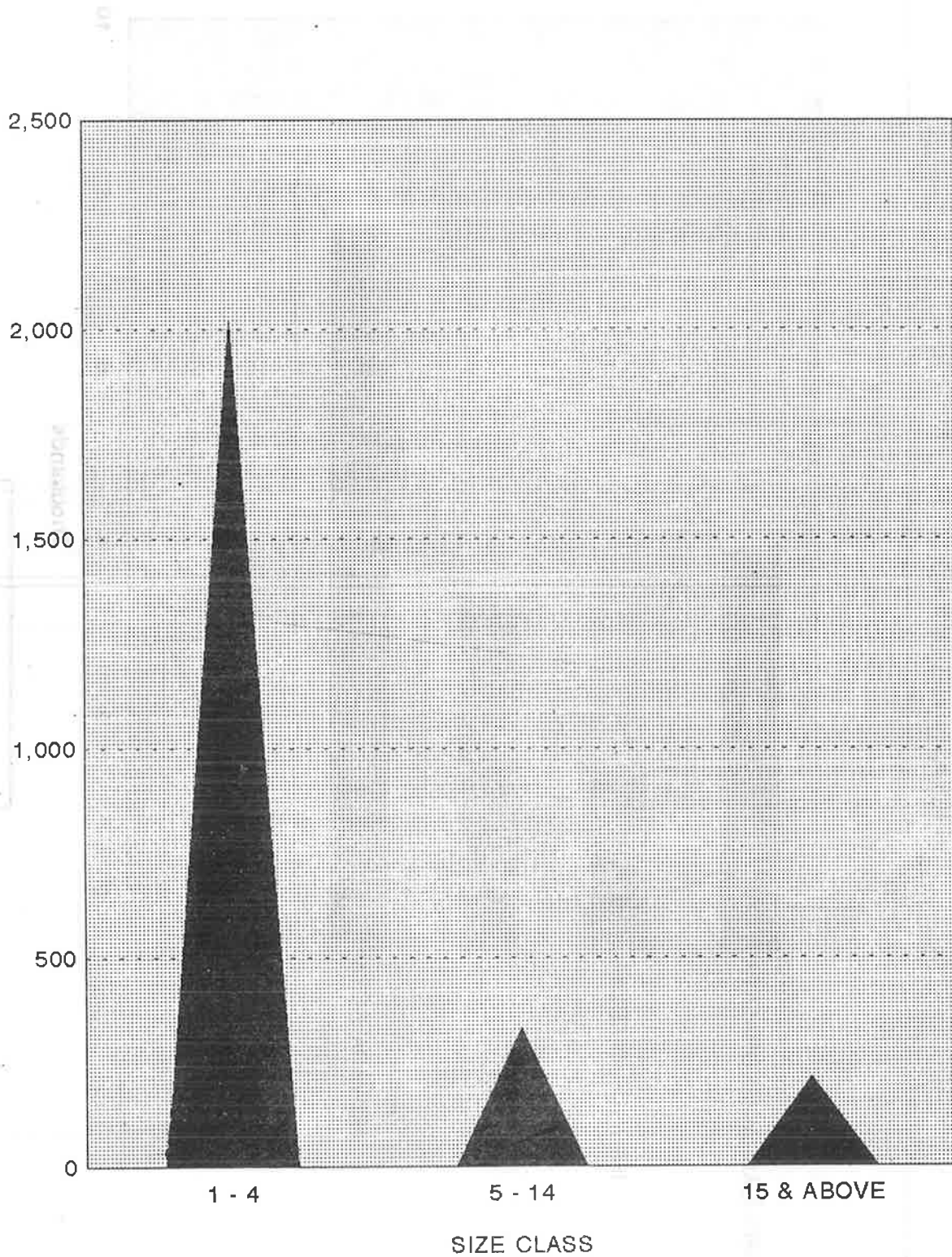


PERSONS ENGAGED BY D.S.DIVISION
RURAL SECTOR - 1995
NUWARA-ELIYA DISTRICT



NO.OF ESTABLISHMENT BY PERSONS ENGAGED SIZE CLASS

RURAL SECTOR - 1995
NUWARA-ELIYA DISTRICT

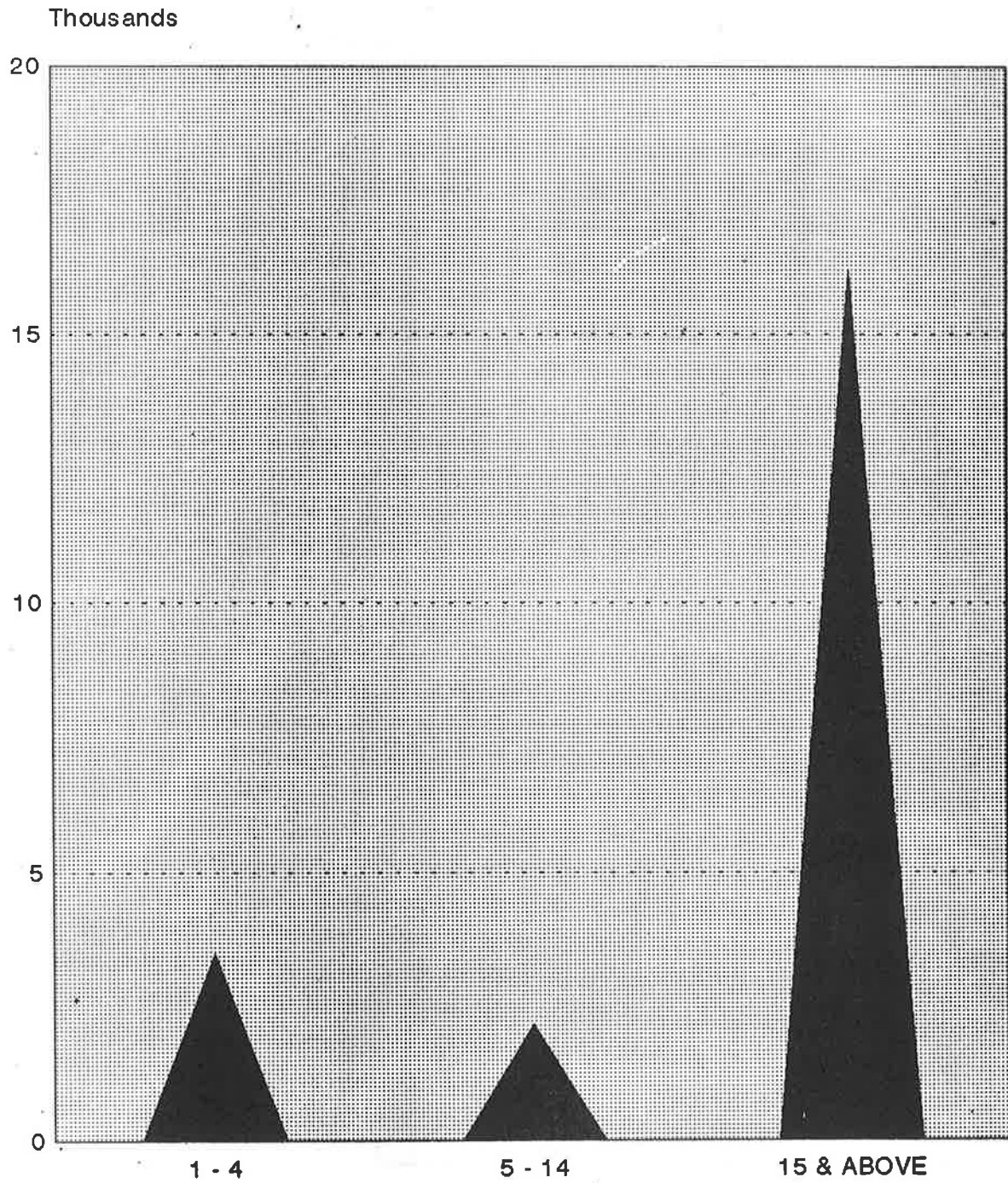


▲ NO.OF ESTABLISHMENTS

PERSONS ENGAGED BY SIZE CLASS

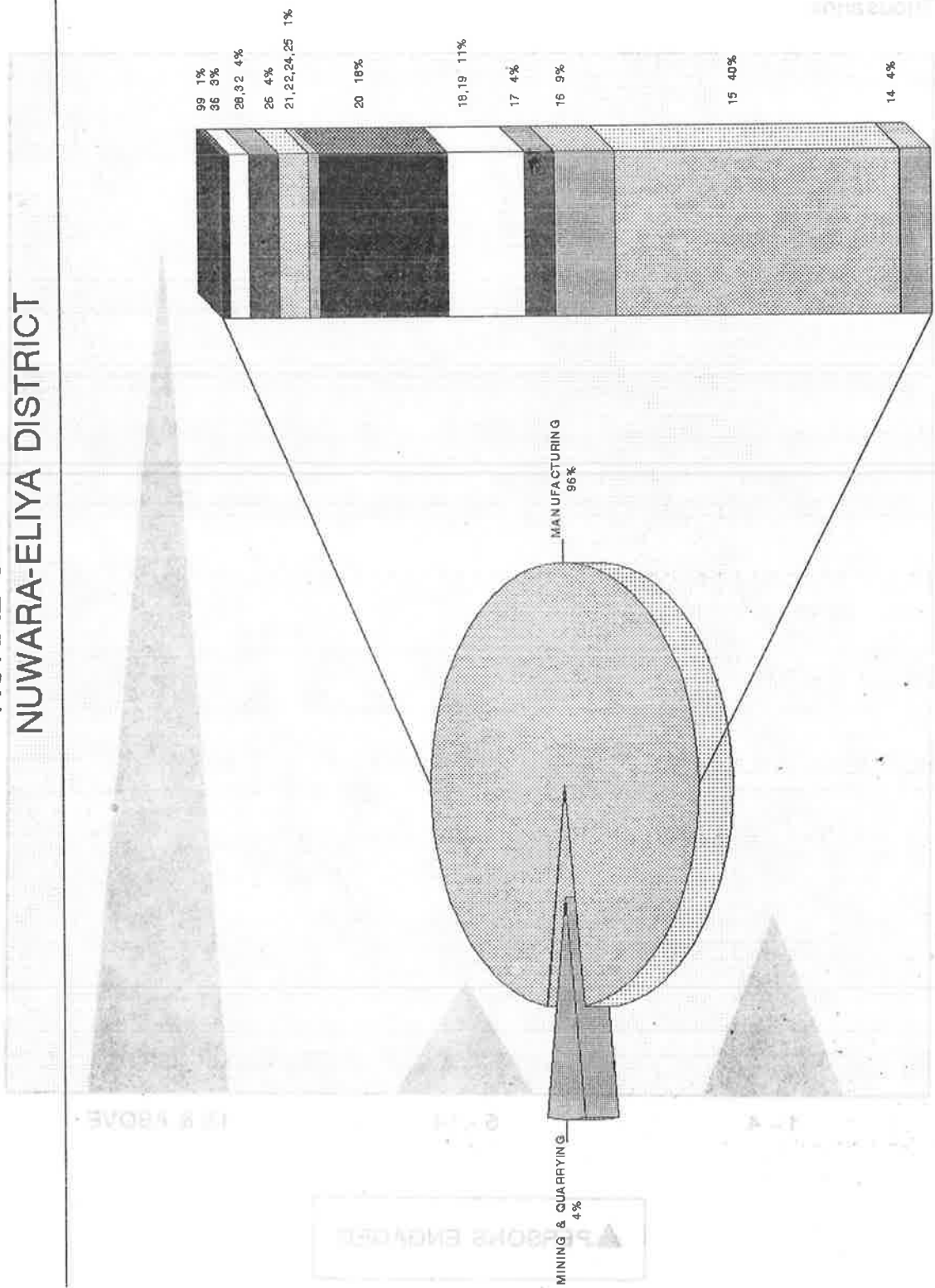
RURAL SECTOR - 1995

NUWARA-ELIYA DISTRICT



▲ PERSONS ENGAGED

NO.OF ESTABLISHMENTS BY INDUSTRY DIVISION RURAL SECTOR - 1995 NUWARA-ELIYA DISTRICT

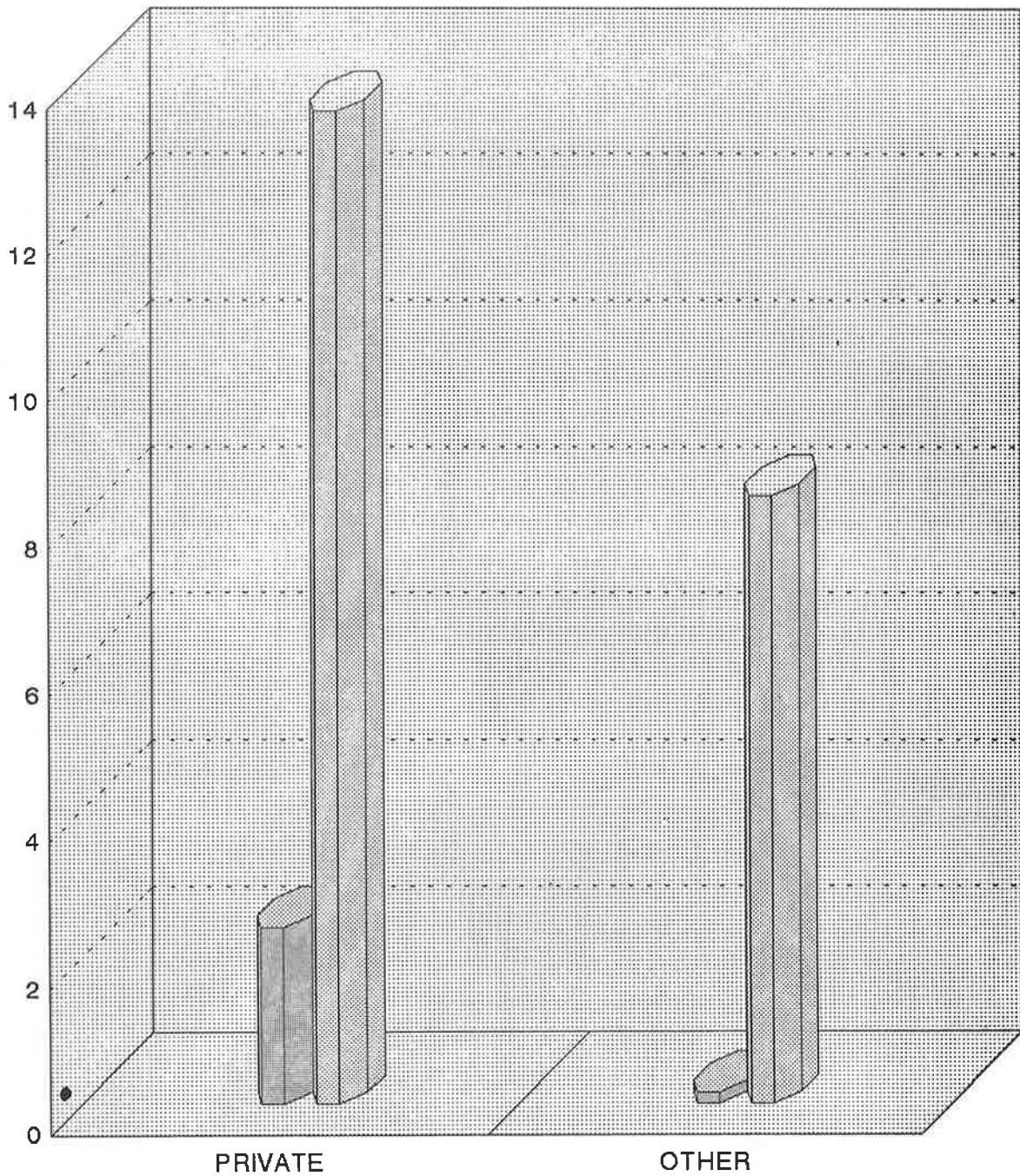


NO.OF ESTABLISHMENT & PERSONS ENGAGED BY TYPE OF SECTOR

RURAL SECTOR - 1995

NUWARA-ELIYA DISTRICT

Thousands



■ NO.OF ESTABLISHMENT ▨ PERSONS ENGAGED



L
 ഡോസ്
 നമ്പർ

പനലേഖന හා സംവിധാലേഖന ട്രോപ്പർ നൽകുന്ന കമ്മീഷൻ - 1995
നാഷണൽ കമ്മീഷൻ ഓഫ് സ്റ്റാറ്റിസ്റ്റിക്സ്

(പി.പി.സി. ഓഫീസിലെ പത്രം)

പ്രാഥമിക ട്രോപ്പർ വിവര

01. ഉപനാമം:.....	<input type="checkbox"/>																																																																								
02. പ്രാദേശിക ലേഖന കോഡ്:.....	<input type="checkbox"/>																																																																								
03. കോഡ് നമ്പർ:.....	<input type="checkbox"/>																																																																								
04. ഗ്രാമ കമ്മീഷൻ കോഡ്:.....	<input type="checkbox"/>																																																																								
05. നമ്പർ: 1. നാമം 2. ഗ്രാമം 3. വയസ്സ്	<input type="checkbox"/>																																																																								
06. ത.ന.പ./ ന.പ./ പ്രാദേശിക പേര്:.....	<input type="checkbox"/>																																																																								
07. പ്രാഥമിക ട്രോപ്പർ കമ്മീഷൻ കോഡ്/ നമ്പർ/ വയസ്സ്:	<table border="1"> <tr><td>1</td><td>.....</td><td><input type="checkbox"/></td><td><input type="checkbox"/></td><td><input type="checkbox"/></td><td><input type="checkbox"/></td></tr> <tr><td>2</td><td>.....</td><td><input type="checkbox"/></td><td><input type="checkbox"/></td><td><input type="checkbox"/></td><td><input type="checkbox"/></td></tr> <tr><td>3</td><td>.....</td><td><input type="checkbox"/></td><td><input type="checkbox"/></td><td><input type="checkbox"/></td><td><input type="checkbox"/></td></tr> <tr><td>4</td><td>.....</td><td><input type="checkbox"/></td><td><input type="checkbox"/></td><td><input type="checkbox"/></td><td><input type="checkbox"/></td></tr> <tr><td>5</td><td>.....</td><td><input type="checkbox"/></td><td><input type="checkbox"/></td><td><input type="checkbox"/></td><td><input type="checkbox"/></td></tr> <tr><td>6</td><td>.....</td><td><input type="checkbox"/></td><td><input type="checkbox"/></td><td><input type="checkbox"/></td><td><input type="checkbox"/></td></tr> <tr><td>7</td><td>.....</td><td><input type="checkbox"/></td><td><input type="checkbox"/></td><td><input type="checkbox"/></td><td><input type="checkbox"/></td></tr> <tr><td>8</td><td>.....</td><td><input type="checkbox"/></td><td><input type="checkbox"/></td><td><input type="checkbox"/></td><td><input type="checkbox"/></td></tr> <tr><td>9</td><td>.....</td><td><input type="checkbox"/></td><td><input type="checkbox"/></td><td><input type="checkbox"/></td><td><input type="checkbox"/></td></tr> <tr><td>10</td><td>.....</td><td><input type="checkbox"/></td><td><input type="checkbox"/></td><td><input type="checkbox"/></td><td><input type="checkbox"/></td></tr> <tr><td>11</td><td>.....</td><td><input type="checkbox"/></td><td><input type="checkbox"/></td><td><input type="checkbox"/></td><td><input type="checkbox"/></td></tr> <tr><td>12</td><td>.....</td><td><input type="checkbox"/></td><td><input type="checkbox"/></td><td><input type="checkbox"/></td><td><input type="checkbox"/></td></tr> </table>	1	<input type="checkbox"/>	<input type="checkbox"/>	<input type="checkbox"/>	<input type="checkbox"/>	2	<input type="checkbox"/>	<input type="checkbox"/>	<input type="checkbox"/>	<input type="checkbox"/>	3	<input type="checkbox"/>	<input type="checkbox"/>	<input type="checkbox"/>	<input type="checkbox"/>	4	<input type="checkbox"/>	<input type="checkbox"/>	<input type="checkbox"/>	<input type="checkbox"/>	5	<input type="checkbox"/>	<input type="checkbox"/>	<input type="checkbox"/>	<input type="checkbox"/>	6	<input type="checkbox"/>	<input type="checkbox"/>	<input type="checkbox"/>	<input type="checkbox"/>	7	<input type="checkbox"/>	<input type="checkbox"/>	<input type="checkbox"/>	<input type="checkbox"/>	8	<input type="checkbox"/>	<input type="checkbox"/>	<input type="checkbox"/>	<input type="checkbox"/>	9	<input type="checkbox"/>	<input type="checkbox"/>	<input type="checkbox"/>	<input type="checkbox"/>	10	<input type="checkbox"/>	<input type="checkbox"/>	<input type="checkbox"/>	<input type="checkbox"/>	11	<input type="checkbox"/>	<input type="checkbox"/>	<input type="checkbox"/>	<input type="checkbox"/>	12	<input type="checkbox"/>	<input type="checkbox"/>	<input type="checkbox"/>	<input type="checkbox"/>
1	<input type="checkbox"/>	<input type="checkbox"/>	<input type="checkbox"/>	<input type="checkbox"/>																																																																				
2	<input type="checkbox"/>	<input type="checkbox"/>	<input type="checkbox"/>	<input type="checkbox"/>																																																																				
3	<input type="checkbox"/>	<input type="checkbox"/>	<input type="checkbox"/>	<input type="checkbox"/>																																																																				
4	<input type="checkbox"/>	<input type="checkbox"/>	<input type="checkbox"/>	<input type="checkbox"/>																																																																				
5	<input type="checkbox"/>	<input type="checkbox"/>	<input type="checkbox"/>	<input type="checkbox"/>																																																																				
6	<input type="checkbox"/>	<input type="checkbox"/>	<input type="checkbox"/>	<input type="checkbox"/>																																																																				
7	<input type="checkbox"/>	<input type="checkbox"/>	<input type="checkbox"/>	<input type="checkbox"/>																																																																				
8	<input type="checkbox"/>	<input type="checkbox"/>	<input type="checkbox"/>	<input type="checkbox"/>																																																																				
9	<input type="checkbox"/>	<input type="checkbox"/>	<input type="checkbox"/>	<input type="checkbox"/>																																																																				
10	<input type="checkbox"/>	<input type="checkbox"/>	<input type="checkbox"/>	<input type="checkbox"/>																																																																				
11	<input type="checkbox"/>	<input type="checkbox"/>	<input type="checkbox"/>	<input type="checkbox"/>																																																																				
12	<input type="checkbox"/>	<input type="checkbox"/>	<input type="checkbox"/>	<input type="checkbox"/>																																																																				

വിവരം	പി.പി.സി. നമ്പർ	ട്രോപ്പർ നമ്പർ
1. കമ്മീഷൻ നാമം (L)	<input type="checkbox"/>	<input type="checkbox"/>
2. വയസ്സ് (L1)	<input type="checkbox"/>	<input type="checkbox"/>
3. ലിംഗം (L2)	<input type="checkbox"/>	<input type="checkbox"/>
4. പ്രാദേശിക കോഡ് (L3)	<input type="checkbox"/>	<input type="checkbox"/>
5. കമ്മീഷൻ കോഡ്	<input type="checkbox"/>	<input type="checkbox"/>

പ്രാഥമിക ട്രോപ്പർ നൽകുന്ന കമ്മീഷൻ നാമം:

വയസ്സ്:

ലിംഗം:

ട്രോപ്പർ നമ്പർ:

പ്രാദേശിക കോഡ്:

കമ്മീഷൻ കോഡ്:

ട്രോപ്പർ നമ്പർ:

L3 82
 අංකය

ජනලේඛන හා සංඛ්‍යාලේඛන දෙපාර්තමේන්තුව
කාමිකාර්මික නොවන ආර්ථික කටයුතු ලැයිස්තුගත කිරීම - 1995
 (ගොඩනැගිලි ඉදිකිරීම සඳහා - 1995 ජනවාරි 01 සිට ජුනි 30 දක්වා)

01. දස්ත්‍රිකය: 04. අංශය: 1. නාගරික 2. ග්‍රාමීය 3. වතු

02. ප්‍රාදේශීය ලේකම් කොට්ඨාශය: 05. ම.න.ස./ න.ස./ ප්‍රාදේශීය සහති:

03. ග්‍රාම නිලධාරී කොට්ඨාශ අංකය: නම:

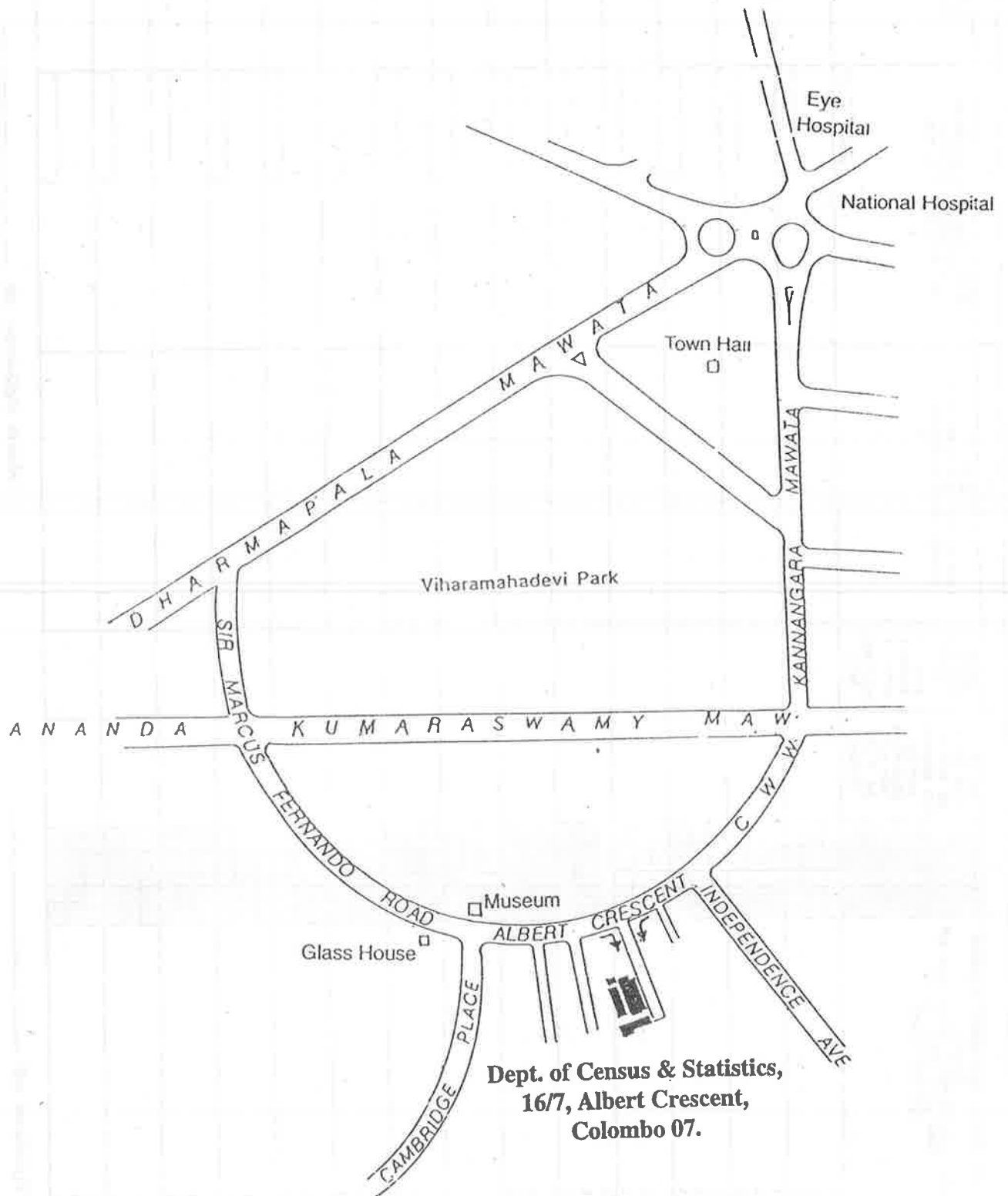
1	2	3	4	5	6	7	8
සාරාංශය ප්‍රකාශන සඳහා	මෙම ජ්‍යෙෂ්ඨ පිළිගැනීමේ කටයුත්තකි ජ්‍යෙෂ්ඨ (එකම ජ්‍යෙෂ්ඨ ඉදිකිරීම් කිහිපයක් පිළිබඳව වර්ග අංක විවිධ ප්‍රධාන ඉදිකිරීම් වර්ග අංක අනුපිළිවෙලින් ලියන්න.)	සුදාසකාව.	1995 ජනවාරි 01 සිට ජුනි 30 තෙක් කරන ලද වැඩ වෙනුවෙන් දරණ ලද (අදාළවේන්ඞු කරන ලද විට විදේශ (රුපියල්)	ඉදිකිරීම් සඳහා වූ වැඩ රජයේ -1 විදේශීය -2 වෙනත් -3 අදාළ කොටස ලියන්න.	පිහිටීම (මෙම ජ්‍යෙෂ්ඨ හඳුනා ගැනීම සඳහා ප්‍රමාණවත් විස්තර සඳහන් කරන්න.)	ඉදිකිරීම් කටයුතු කරන නිලධාරීන්ගේ (නාමය/වෘත්තය/ අවස්ථාව) නම ලිවිය යුතු හෝ දුරකථන අංකය	වෙනත් කරුණ
1.						(දුරකථන අංකය)	
2.							
3.							
1.							
2.							
3.							
1.							
2.							
3.							
1.							
2.							
3.							
1.							
2.							
3.							

பெரிய அட்டை		பெரிய அட்டை		பெரிய அட்டை		பெரிய அட்டை		பெரிய அட்டை		பெரிய அட்டை	
1	2	3	4	5	6	7	8	9	10	11	12
(1) பெரிய அட்டை	பெரிய அட்டை	பெரிய அட்டை	பெரிய அட்டை	பெரிய அட்டை	பெரிய அட்டை	பெரிய அட்டை	பெரிய அட்டை	பெரிய அட்டை	பெரிய அட்டை	பெரிய அட்டை	பெரிய அட்டை
1.	1.	1.	1.	1.	1.	1.	1.	1.	1.	1.	1.
2.	2.	2.	2.	2.	2.	2.	2.	2.	2.	2.	2.
3.	3.	3.	3.	3.	3.	3.	3.	3.	3.	3.	3.
1.	1.	1.	1.	1.	1.	1.	1.	1.	1.	1.	1.
2.	2.	2.	2.	2.	2.	2.	2.	2.	2.	2.	2.
3.	3.	3.	3.	3.	3.	3.	3.	3.	3.	3.	3.
1.	1.	1.	1.	1.	1.	1.	1.	1.	1.	1.	1.
2.	2.	2.	2.	2.	2.	2.	2.	2.	2.	2.	2.
3.	3.	3.	3.	3.	3.	3.	3.	3.	3.	3.	3.
1.	1.	1.	1.	1.	1.	1.	1.	1.	1.	1.	1.
2.	2.	2.	2.	2.	2.	2.	2.	2.	2.	2.	2.
3.	3.	3.	3.	3.	3.	3.	3.	3.	3.	3.	3.
1.	1.	1.	1.	1.	1.	1.	1.	1.	1.	1.	1.
2.	2.	2.	2.	2.	2.	2.	2.	2.	2.	2.	2.
3.	3.	3.	3.	3.	3.	3.	3.	3.	3.	3.	3.

பெரிய அட்டை

பெரிய அட்டை

Location map of the sales counter of the Department of Census & Statistics



**PUBLICATIONS OF THE
DEPARTMENT OF CENSUS AND STATISTICS
AVAILABLE FOR SALES
AT
THE SAMPLE SURVEY DIVISION,
DEPARTMENT OF CENSUS AND STATISTICS,
16/7, ALBERT CRESCENT, COLOMBO 07.
Telephone 695962 - Ext. 17.**

Name of Publication	** GENERAL PURPOSE PUBLICATION *	Year	Price
1. Statistical Pocket Book in English		1988	46.00
2. Statistical Pocket Book in English		1990	39.00
3. Statistical Pocket Book in English		1994	50.00
4. Statistical Pocket Book in English		1995	50.00
5. Statistical Pocket Book in English		1997	52.50
6. Statistical Pocket Book in English		1998	53.00
7. Statistical Pocket Book in Sinhala and Tamil		1987	46.00
8. Statistical Pocket Book in Sinhala and Tamil		1988	79.00
9. Statistical Pocket Book in Sinhala and Tamil		1990	161.00
10. Statistical Pocket Book in Sinhala and Tamil		1991	175.00
11. Statistical Pocket Book in Sinhala and Tamil		1993	189.00
12. Statistical Pocket Book in Sinhala and Tamil		1994	119.00
13. Statistical Abstract in English		1989	203.00
14. Statistical Abstract in English		1992	285.00
15. Statistical Abstract in English		1993	300.00
16. Statistical Abstract in English		1996	248.00
17. Statistical Abstract in English		1997	210.00
18. Administration Report of Director General Census & Statistics		1995	50.00
19. Administration Report of Director General Census & Statistics		1996	50.00
20. Administration Report of Director General Census & Statistics		1997	53.00
Population and Demography			
1. Census of Population and Housing - (Physically disabled person)		1981	20.00
2. Census of Population and Housing - District Report (each)		1981	50.00
3. Sri Lanka Demographic and Health Survey		1993	310.00
4. Demographic Survey 1994 Sri Lanka (Report on Demographic Characteristics of the Population) Release 3		1994	124.00
5. Demographic Survey 1994 Sri Lanka (Report on Demographic and Housing Characteristics) Release 4		1994	110.00
6. Grama Niladhari Divisions of Sri Lanka		1996	295.00
Agriculture			
1. Estimation of Sown Area under Paddy Cultivation (Alternative to complete enumeration)			19.50
2. Food Balance Sheet (Revised Series)		1991/95	33.00
3. Food Balance Sheet (Revised Series)		1992/96	35.00
4. Food Balance Sheet (Revised Series)		1992/97	39.00
5. Paddy Statistics (Seasonal Report) each			20.00
6. Rubber Cultivation in Sri Lanka		1993	40.00
7. States and Role of Cinnamon Cultivation in Sri Lanka		1993	70.00
8. Cardamon "The Queen of spices" and Distribution in Sri Lanka		1993	68.00
9. Rambutan Cultivation in Sri Lanka		1993	43.00
10. Sowing and Harvesting periods of Paddy Cultivation in Sri Lanka		1994	80.00
11. Agricultural Statistics of Sri Lanka		1995	97.00
12. Paddy Statistics of Sri Lanka		1952/96	
a) With diskette			241.00
b) Without diskette			191.00

13. Agricultural crops and Livestock survey (Preliminary Reports)

1.	Badulla	1992/93	80.00
2.	Colombo	1992/93	56.50
3.	Galle	1992/93	70.00
4.	Hambantota	1992/93	75.00
5.	Kalutara	1992/93	78.00
6.	Kegalle	1992/93	56.00
7.	Kurunegala	1992/93	160.00
8.	Mātara	1992/93	61.00
9.	Moneragala	1992/93	53.00
10.	Ratnapura	1992/93	85.00
11.	Mahaweli System 'H'	1993/94	40.00
12.	Puttalam	1993/94	71.00
13.	Polonnaruwa	1993/94	44.00
14.	Anuradhapura	1993/94	90.50

Trade and Industry

1.	Annual Survey of Industries	1991	30.00
2.	Annual Survey of Industries	1992/93/94 (each)	37.00
3.	Annual Survey of Industries	1995/96/97 (each)	39.00
4.	Annual survey of Industries (Interim Report)	1996	28.00
5.	Annual survey of construction Industries	1993/94	64.00

National Accounts

1.	National Accounts of Sri Lanka	1993	102.00
2.	National Accounts of Sri Lanka	1994	111.00
3.	National Accounts of Sri Lanka (Sinhala)	1994	123.00
4.	National Accounts of Sri Lanka (Sinhala)	1995	143.00
5.	National Accounts of Sri Lanka	1996	150.00
6.	National Accounts of Sri Lanka	1997	165.00

Prices and Wages

1.	Bulletin of Selected Retail Prices	1975/90	62.50
2.	Bulletin of Selected Retail Prices	1975/91	60.00
3.	Bulletin of Selected Retail Prices	1975/92	77.00
4.	Bulletin of Selected Retail Prices	1995	127.00
5.	Bulletin of Selected Retail Prices	1996	124.00
6.	Weekly Retail Prices - (Colombo City)		
	i. Bulletin No. II	1991/92	30.00
	ii. Bulletin No. III	1992/93	25.00
	iii. Bulletin No. IV	1993/94	43.50
	iv. Bulletin No. V	1995	38.00
	v. Bulletin No. VI	1996	43.00

Survey Report

1.	Quarterly Report of the Sri Lanka Labour Force Survey		
	i. Quarterly Report each	1993	40.00
	ii. Quarterly Report each	1994	45.00
	iii. 1st Quarter	1995	55.00
	iv. 2nd Quarter	1995	65.00
	v. 3rd and 4th Quarter each	1995	64.00
	vi. Quarterly Report (each)	1996	64.00
	vii. Quarterly Report (each)	1997	69.00
	viii. 1st Quarter	1998	70.00
2.	Sri Lanka Labour Force Survey (Sinhala)	1992	50.00
3.	Provincial Profile of Labour Force Sri Lanka	1993	122.00
4.	Provincial Profile of Labour Force Sri Lanka	1996	73.00

Other Reports

1.	Women and Men in Sri Lanka (Tamil)		133.00
2.	Changing Role of Women in Sri Lanka (English)		200.00
3.	Statistical Data Sheets 1996 (Sinhala, Tamil, English) (each)		5.00
4.	Listing of Non-agricultural Economic Activities (Rural Sector)	1995	29.00

ISBN 955 - 577 - 252 - 5

Printed by Department of Census & Statistics.