



SRI LANKA

**LISTING OF NON - AGRICULTURAL
ECONOMIC ACTIVITIES
1995**

Rural Sector

District Report

Hambantota District

*department of census and statistics
ministry of finance and planning*

**LISTING OF NON - AGRICULTURAL
ECONOMIC ACTIVITIES
1995**

Rural Sector

District Report

Hambantota District

LISTING OF NON-AGRICULTURAL

EMPLOYMENT ACTIVITIES

1999

செயல் திட்டம்

ISBN 955 - 577 - 255 - X

செயல் திட்டம்

செயல் திட்டம்

Published in 1999

படிப்புகள்

PREFACE

The Department of Census and Statistics carried out a comprehensive listing of Non Agricultural Economic Activities in 1995 and covered rural areas of all provinces except Northern and Eastern provinces.

This report which includes basic Industrial statistics in the rural sector of the Hambantota District is prepared to serve the immediate needs of the Grama Niladhari Division and Divisional Secretariat Divisional level data users. It is planned to publish the similar reports for all relevant Districts and the all island report.

I hope that the information presented in this document, though it is provisional will be of immense use to planners and policy makers.



A.G.W. Nanayakkara.
Director General.
Dept.of Census & Statistics,
No. 15/12,
Maitland Crescent,
Colombo 07.
27th. July 1999.

ACKNOWLEDGEMENT

The listing operation of Non- Agricultural Economic Activities was undertaken by the Department of Census & Statistics which was funded by Institute of Construction Training and Development (ICTAD). This operation was planned mainly to establish a frame of building material industries and to ascertain the out put of the construction sector.

The planning, execution and successful completion of the entire listing operation were performed by the staff of Industry and Construction Division of the Department.

Enumerators who did the listing operation at the Grama Niladhari Division level, Statistical Investigators who were responsible for data collection and the District Statisticians / Statistical Officers who cordinated the activity are acknowledged.

The staff of the Data Processing Division and Statistical Investigators attached to some District offices who were engaged in computer data entry activities are much appreciated.

Special thanks are due to District Secretary and Divisional Secretaries of the District whose fullest co-operation was very vital to the successful completion of this operation.

Preparation of this publication was done by Mr. D.S.S.Gunawardana Statistical Officer using Apple Mackintosh and the statistical tables were obtained by Mr. R.D.N. Premawansa Statistical Investigator using SPSS PC+.

Acknowledgements are also due to Mr. K. D. Siripala, Deputy Director and his staff for printing this report within a short period.

The co-operation given by the respondents is also much appreciated.

CONTENTS

	PAGE
1. PREFACE	
2. ACKNOWLEDGEMENT	
3. CONTENTS	
A. INTRODUCTION	1
B. COVERAGE	1
C. LISTING OPERATION	2
D. PREPARATION OF TABLES	2
4. TABLES	5 - 22
5. CHARTS	23 - 28
6. ANNEX	29
Table Nos:	
1. No. of Establishments & persons engaged by Divisional Secretary Division 1995.	5
2. No. of Establishments & persons engaged by Divisional Secretary Division & by Sector 1995.	5
3. No. of Establishments & persons engaged by Divisional Secretary Division & by Size Class 1995.	6
4. No. of Establishments & persons engaged by Major Industry Division (ISIC 1 digit level) 1995.	6
5. No. of Establishments & persons engaged by Industry Division. (ISIC 2 digit level) 1995.	7
6. No. of Establishments & persons engaged by Major Industry Group (ISIC 3 digit level) 1995.	8
7. No. of Establishments & persons engaged by Industry Group (ISIC 4 digit level) 1995.	9

Table Nos:	Page
8. No. of Establishments & persons engaged by Divisional Secretary Division & Major Industry Division (ISIC 1 digit level) 1995.	10
9. No. of Establishments & persons engaged by Divisional Secretary Division & Industry Division (ISIC 2 digit level) 1995.	11
10. Distribution of Establishments & persons engaged by Divisional Secretary Division & persons engaged size class 1995.	15

Chart Nos:

1. No. of Establishments by Divisional Secretary Division 1995.	23
2. Persons engaged by Divisional Secretary Division 1995.	24
3. No. of Establishments by persons engaged size class 1995.	25
4. Persons engaged by size class 1995.	26
5. No. of Establishments by Industry Division 1995.	27
6. No. of Establishments & persons engaged by Type of Sector 1995.	28

Listing of Non Agricultural Economic Activities - 1995

A. Introduction

Listing of Non Agricultural Economic Activities was conducted in stage is in Rural Sector covering all districts except the districts in Northern & Eastern Provinces. The main objective of this exercise was to identify the building material producing units and to compile the value of construction output of the housing sector as required by ICTAD. However, in order to make the exercise complete all non agricultural activities were enumerated.

A Grama Niladhari (GN) Division or a part of GN Division was considered as an enumeration area and enumerators were appointed by the Divisional Secretary of the area. The enumerator prepared a list of non agricultural economic activities by visiting each and every building in the enumeration area under the supervision of District Statistical Staff and the Head Office Staff.

B. Coverage

i. Economic Activities

The following Economic Activities were covered by the listing of non-agricultural economic activities.

1. Mining and Quarrying
2. Manufacturing
3. Electricity, Gas production & Water supply
4. Trade, Hotels and restaurants
5. Transport, Communication & Storage
6. Finance, Insurance, Real estate and business services
7. Public Administration, Education & Health activities
8. Community and Social Service & Private service activities
9. Construction

ii Area

This listing operation covered only the rural sector in Sri Lanka and did not cover:

1. Northern and Eastern Provinces
2. All Municipal Councils and Urban Councils
3. Areas covered by the Board of Investment

C. Listing Operation

The recruited enumerators were given a two days training by panel of trainers selected and trained for that purpose in advance. An enumerator is assigned to each enumeration area which is usually a GN Division . When the GN Division is spread over a larger area or has a large number of housing units / buildings, the GN Division is divided into two enumeration areas.

The enumerators were asked to complete one line in the listing form (L) for each housing unit / building with the following information.

1. Name of the owner proprietor of the enterprise/chief occupant
2. Postal address
3. Nature of the unit
4. Type of Economic activity
5. Type of construction activity
6. Numbe of residents

If the housing unit/building was having the activities on

1. Mining and quarrying
2. Manufacturing
3. Electricity, Gas and Water

The following further information is inserted to the L1 form.

1. Economic Organization of the Establishment
2. Type of ownership of the establishment
3. Type of Industry
4. Major Products produced by the establishment
5. Persons engaged in the industry

Further if the housing units/building had done some construction activities during the reference period that too were included in an another form called L 3 with the following additional information.

1. Type of the Construction Activity done during the period from January to June in 1995
2. Expenditure/Estimated expenditure incurred during the period
3. Source of funds

D. Preparation of Tables

The information collected by the enumerators through L1 form was checked or completeness and data coded by the range Statistical Investigator under the supervision of the District Statistician/Statistical Officer. When two major products were given for an establishment, but products were coded using the information available in column 6 & 7. However the code for the 1st product is considered as the code relevant for the whole establishment in the tabulation procedure.

In most of the districts, data entry was done at the District Office it self using the personal computers available there. However L1 forms relevant to few districts were fed to the computer by the Data Processing Division of the Department.

The tabulation was done by the Industry and Construction Division using the SPSS PC+ package. The tables consist number of establishments and the persons engaged by Divisional Secretary Division and ISIC two digit level (Revision 3) in one set and ISIC 4 digit level (Revision 03) at district level in the other set. In cases when it is felt that the individual identification is disclosed, the information is either combined with another category or suppressed.

The Government of Tamil Nadu has decided to issue a notification regarding the appointment of the Director of the Tamil Nadu Sahitya Akademi. The notification is as follows:

The Government of Tamil Nadu has decided to appoint Mr. [Name] as the Director of the Tamil Nadu Sahitya Akademi. He will be responsible for the overall management and functioning of the Akademi. He will also be responsible for the selection and appointment of the members of the Akademi. He will also be responsible for the selection and appointment of the judges of the Akademi. He will also be responsible for the selection and appointment of the members of the Akademi. He will also be responsible for the selection and appointment of the judges of the Akademi.

The Government of Tamil Nadu has decided to issue a notification regarding the appointment of the Director of the Tamil Nadu Sahitya Akademi. The notification is as follows:

The Government of Tamil Nadu has decided to appoint Mr. [Name] as the Director of the Tamil Nadu Sahitya Akademi. He will be responsible for the overall management and functioning of the Akademi. He will also be responsible for the selection and appointment of the members of the Akademi. He will also be responsible for the selection and appointment of the judges of the Akademi. He will also be responsible for the selection and appointment of the members of the Akademi. He will also be responsible for the selection and appointment of the judges of the Akademi.

The Government of Tamil Nadu has decided to issue a notification regarding the appointment of the Director of the Tamil Nadu Sahitya Akademi. The notification is as follows:

The Government of Tamil Nadu has decided to appoint Mr. [Name] as the Director of the Tamil Nadu Sahitya Akademi. He will be responsible for the overall management and functioning of the Akademi. He will also be responsible for the selection and appointment of the members of the Akademi. He will also be responsible for the selection and appointment of the judges of the Akademi. He will also be responsible for the selection and appointment of the members of the Akademi. He will also be responsible for the selection and appointment of the judges of the Akademi.

TABLE 1: NO. OF ESTABLISHMENT* & PERSONS ENGAGED BY DIVISIONAL
SECRETARY DIVISION
HAMBANTOTA DISTRICT - RURAL SECTOR - 1995

D.S. DIVISION	NO. OF ESTABLISHMENTS	PERSONS ENGAGED
AMBALANTOTA.....	811	1,614
ANGUNAKOLAPELESSA.....	336	679
BELIATTA.....	867	1,870
HAMBANTOTA.....	248	660
KATUWANA.....	907	2,022
LUNUGUMVHERA.....	155	314
OKEWELA.....	81	157
SOORIYAWAWA.....	238	830
TANGALLE.....	976	2,165
THISSAMAHARAMA.....	429	1,063
WEERAKETIYA.....	614	1,826
TOTAL.....	5,662	13,200

* - MINING & QUARRYING AND MANUFACTURING

TABLE 2: NO. OF ESTABLISHMENT* & PERSONS ENGAGED BY DIVISIONAL SECRETARY DIVISION & BY SECTOR
HAMBANTOTA DISTRICT - RURAL SECTOR - 1995

D.S. DIVISION	TYPE OF SECTOR			
	PRIVATE **		OTHER	
	NO. OF ESTABLISHMENTS	PERSONS ENGAGED	NO. OF ESTABLISHMENTS	PERSONS ENGAGED
AMBALANTOTA.....	805	1,525	6	89
ANGUNAKOLAPELESSA.....	335	649	1	30
BELIATTA.....	848	1,784	19	86
HAMBANTOTA.....	246	508	2	152
KATUWANA.....	898	1,988	9	34
LUNUGUMVHERA.....	153	301	2	13
OKEWELA.....	80	154	1	3
SOORIYAWAWA.....	235	826	3	4
TANGALLE.....	972	2,142	4	23
THISSAMAHARAMA.....	399	1,030	30	33
WEERAKETIYA.....	611	1,809	3	17
TOTAL.....	5,582	12,716	80	484

* - MINING & QUARRYING AND MANUFACTURING

** - EXCLUDING B.O.I.

TABLE 3: NO. OF ESTABLISHMENT* & PERSONS ENGAGED BY DIVISIONAL SECRETARY DIVISION & BY SIZE CLASS
HAMBANTOTA DISTRICT - RURAL SECTOR - 1995

D.S. DIVISION	PERSONS ENGAGED SIZE CLASS					
	1 - 4		5 - 14		15 & ABOVE	
	NO. OF ESTABLISHMENTS	PERSONS ENGAGED	NO. OF ESTABLISHMENTS	PERSONS ENGAGED	NO. OF ESTABLISHMENTS	PERSONS ENGAGED
AMBALANTOTA.....	766	1,191	40	275	5	148
ANGUNAKOLAPLEBSSA.....	326	530	7	38	3	111
BELIATTA.....	819	1,579	47	271	-	-
HAMBANTOTA.....	233	419	13	76	3	185
KATUWANA.....	870	1,732	34	210	4	95
LUNUGUMVHERA.....	147	258	7	41	-	-
OKEWELA.....	75	116	6	41	-	-
SOORIYAWWA.....	233	358	3	23	3	469
TANGALLE.....	945	1,948	30	197	-	-
THISSAMAHARAMA.....	391	750	36	213	3	550
WBERAKETIYA.....	576	1,147	37	229	-	-
TOTAL.....	5,381	10,028	260	1,614	21	1,558

* - MINING & QUARRYING AND MANUFACTURING

TABLE 4: NO. OF ESTABLISHMENT* & PERSONS ENGAGED BY MAJOR INDUSTRY DIVISION** (ISIC 1 DIGIT LEVEL)
HAMBANTOTA DISTRICT - RURAL SECTOR - 1995

MAJOR INDUSTRY DIVISION	NO. OF ESTABLISHMENTS	PERSONS ENGAGED
C MINING & QUARRYING.....	683	1,525
D MANUFACTURING.....	4,979	11,675
TOTAL.....	5,662	13,200

* - MINING & QUARRYING AND MANUFACTURING

** - ISIC REVISION 03

TABLE 5: NO. OF ESTABLISHMENT* & PERSONS ENGAGED BY INDUSTRY DIVISION** (ISIC 2 DIGIT LEVEL)
HAMBANTOTA DISTRICT - RURAL SECTOR - 1995

INDUSTRY DIVISION	NO. OF ESTABLISHMENTS	PERSONS ENGAGED
14 OTHER MINING & QUARRYING.....	683	1,525
15 FOOD PRODUCTS & BEVERAGES.....	1,206	2,759
16 TOBACCO PRODUCTS.....	22	37
17 TEXTILES.....	703	1,756
18 WEARING APPEREL DRBSSING & DYEING OF PUR.....	296	1,345
19 TRAINING & DRESSING OF LEATHER. LEATHER GOODS & FOOTWEAR...	13	32
20 WOOD & WOOD PRODUCTS, EXCEPT FURNITURE.....	854	1,583
21 PAPER & PAPER PRODUCTS.....	11	24
22 PUBLISHING, PRINTING & REPRODUCTION OF RECORDED MEDIA.....	6	11
24 CHEMICALS & CHEMICAL PRODUCTS.....	88	399
25 RUBBER & PLASTICS PRODUCTS.....	14	22
26 OTHER NON-METALIC MINERAL PRODUCTS.....	929	2,190
28 FABRICATED METAL PRODUCTS, EXCEPT MACHINERY & EQUIPMENT.....	204	376
29 MACHINERY & EQUIPMENT N.E.C.....	4	11
32 RADIO, TELEVISION & COMMUNICATION EQUIPMENT & APPARATUS.....	4	4
34 MOTOR VEHICLES, TRAILERS & SEMI-TRAILERS.....	7	9
35 OTHER TRANSPORT EQUIPMENT.....	10	14
36 MANU. OF FURNITURE, MANUFACTURING N.E.C.....	582	1,059
99 OTHER PRODUCT.....	26	44
TOTAL.....	5,662	13,200

* - MINING & QUARRYING AND MANUFACTURING

** - ISIC REVISION 03

TABLE 6: NO. OF ESTABLISHMENT* & PERSONS ENGAGED BY MAJOR INDUSTRY GROUP** (ISIC 3 DIGIT LEVEL)
HAMBANTOTA DISTRICT - RURAL SECTOR - 1995

MAJOR INDUSTRY GROUP	NO. OF ESTABLISHMENTS	PERSONS ENGAGED
141 QUARRYING OF STONE, SAND & CLAY.....	668	1,507
142 MINING & QUARRYING N.B.C.....	15	18
151 MEAT, FISH, FRUIT, VEGETABLE, OILS & FATS PRODUCTS.....	172	427
152 MANU. OF DAIRY PRODUCTS.....	229	437
153 GRAIN MILL, STARCHES & STARCH PRODUCTS, ANIMAL FEEDS.....	504	1,098
154 OTHER FOOD PRODUCTS.....	293	738
155 BEVERAGES.....	8	59
160 TOBACCO PRODUCTS.....	22	37
171 SPINNING, WEAVING & FINISHING OF TEXTILES.....	38	206
172 OTHER TEXTILES.....	662	1,535
173 KNITTED & CROCHETED FABRICS & ARTICLES.....	3	15
181 WEARING APPAREL, EXCEPT FUR APPAREL.....	296	1,345
191 TANNING & LEATHER.....	4	7
192 MANU. OF FOOTWEAR.....	9	25
201 SAWMILLING & PLANING OF WOOD.....	55	162
202 MANU. OF PRODUCTS OF WOOD, CORK, STRAW & PLAITING MATERIALS..	799	1,421
210 PAPER & PAPER PRODUCTS.....	11	24
221 PUBLISHING.....	3	3
222 PRINTING & SERVICE ACTIVITIES RELATED TO PRINTING.....	3	8
242 OTHER CHEMICALS PRODUCTS.....	88	399
251 RUBBER PRODUCTS.....	10	17
252 PLASTIC PRODUCTS.....	4	5
261 GLASS & GLASS PRODUCTS.....	4	7
269 NON-METALLIC MINERAL PRODUCTS N.B.C.....	925	2,183
281 STRUCTURAL METAL PRODUCTS.....	70	163
289 OTHER FABRICATED METAL PRODUCTS.....	134	213
292 SPECIAL PURPOSE MACHINERY.....	4	11
323 TELEVISION & RADIO RECEIVERS & ASSOCIATED.....	4	4
342 MANU. OF BODIES (COACHWORK) FOR MOTOR VEHICLES.....	7	9
359 MANU. OF TRANSPORT EQUIPMENT N.B.C.....	10	14
361 MANU. OF FURNITURE.....	242	473
369 MANUFACTURING N.B.C.....	340	586
999 OTHER PRODUCT.....	26	44
TOTAL.....	5,662	13,200

* - MINING & QUARRYING AND MANUFACTURING

** - ISIC REVISION 03

TABLE 7: NO. OF ESTABLISHMENT* & PERSONS ENGAGED BY INDUSTRY GROUP** (ISIC 4 DIGIT LEVEL)
HAMBANTOTA DISTRICT - RURAL SECTOR - 1995

INDUSTRY GROUP	NO. OF ESTABLISHMENTS	PERSONS ENGAGED
1410 QUARRYING OF STONE, SAND & CLAY.....	668	1,507
1429 OTHER MINING & QUARRYING N.E.C.....	15	18
1511 PRODU., PROCESSING & PRESERVING OF MEAT & MEAT PRODUCTS...	6	12
1512 PROCESSING & PRESERVING OF FISH & FISH PRODUCTS.....	8	31
1513 PROCESSING & PRESERVING OF FRUIT & VEGETABLES.....	141	334
1514 MANU. OF VEGETABLES & ANIMAL OILS & FATS.....	17	50
1520 DAIRY PRODUCTS.....	229	437
1531 GRAIN MILL PRODUCTS.....	466	964
1532 STARCHES & STARCH PRODUCTS.....	8	10
1533 PREPARED ANIMAL FEEDS.....	30	124
1541 BAKERY PRODUCTS.....	201	539
1542 MANUFACTURE OF SUGAR.....	52	108
1543 COCOA, CHOCOLATE & SUGAR CONFECTIONERY.....	11	31
1549 OTHER FOOD PRODUCTS N.E.C.....	29	60
1552 WINES.....	4	8
1554 SOFT DRINKS & MINERAL WATERS.....	4	51
1600 TOBACCO PRODUCTS.....	22	37
1711 PREPARATION & SPINNING OF TEXTILE FIBRES.....	32	195
1712 FINISHING OF TEXTILES.....	6	11
1721 MADE-UP TEXTILE ARTICLES, EXCEPT APPAREL.....	27	66
1722 CARPETS & RUGS.....	159	224
1723 CORDAGE, ROPE, TWINE & NETTING.....	476	1,245
1730 KNITTED & CROCHETED FABRICS & ARTICLES.....	3	15
1810 WEARING APPAREL, EXCEPT FUR APPAREL.....	296	1,345
1912 MANU. OF LEATHER GOODS.....	4	7
1920 FOOTWEAR.....	9	25
2010 SAWMILLING & PLANING OF WOOD.....	55	162
2021 VENEER SHEETS, PLYWOOD, LAMINBOARD, PARTICLE BOARD.....	18	18
2022 BUILDERS CARPENTRY & JOINERY.....	127	176
2023 WOODEN CONTAINERS.....	62	87
2029 OTHER PRODUCTS OF WOOD.....	592	1,140
2102 CORRUGATED PAPER & PAPERBOARD & CONTAINERS.....	5	9
2109 OTHER ARTICLES OF PAPER & PAPERBOARD.....	6	15
2219 OTHER PUBLISHING.....	3	3
2221 PRINTING.....	3	8
2423 PHARMACEUTICALS, MEDICINAL CHEMICALS & BOTANICAL.....	8	17
2429 OTHER CHEMICAL PRODUCTS N.E.C.....	80	382
2519 OTHER RUBBER PRODUCTS.....	10	17
2520 PLASTIC PRODUCTS.....	4	5
2610 GLASS & GLASS PRODUCTS.....	4	7
2691 NON-STRUCTURAL NON-REFRACTORY CERAMIC WARE.....	63	160
2692 REFRACTORY CERAMIC PRODUCTS.....	189	402
2693 STRUCTURAL NON-REFRACTORY CLAY & CERAMIC PRODUCTS.....	627	1,429
2694 CEMENT, LIME & PLASTER.....	31	148
2695 ARTICLES OF CONCRETE, CEMENT & PLASTER.....	8	23
2699 OTHER NON-METALIC MINERAL PRODUCTS N.E.C.....	7	21
2811 STRUCTURAL METAL PRODUCTS.....	70	163
2893 CUTLERY, HAND TOOLS & GENERAL HARDWARE.....	88	134
2899 OTHER FABRICATED METAL PRODUCTS.....	46	79
2921 AGRICULTURAL & FORESTRY MACHINERY.....	4	11
3230 TELEVISION & RADIO RECEIVERS, SOUND OR VIDEO RECORDING....	4	4
3420 BODIES (COACHWORK) FOR MOTOR VEHICLES.....	7	9
3592 BICYCLES & INVALID CARRIAGES.....	3	6
3599 OTHER TRANSPORT EQUIPMENT N.E.C.....	7	8
3610 FURNITURE.....	242	473
3691 JEWELLERY & RELATED ARTICLES.....	116	242
3699 OTHER MANUFACTURING N.E.C.....	224	344
9999 OTHER PRODUCT.....	26	44
TOTAL.....	5,662	13,200

* - MINING & QUARRYING AND MANUFACTURING

** - ISIC REVISION 03

TABLE 9: NO. OF ESTABLISHMENT* & PERSONS ENGAGED BY DIVISIONAL SECRETARY DIVISION & MAJOR INDUSTRY DIVISION** (ISIC 1 DIGIT LEVEL)
HAMBANTOTA DISTRICT - RURAL SECTOR - 1995

D.S.DIVISION & MAJOR INDUSTRY DIVISION	NO. OF ESTABLISHMENTS	PERSONS ENGAGED
AMBALANTOTA		
C MINING & QUARRYING.....	196	416
D MANUFACTURING.....	615	1,198
ANGUNAKOLAPBLESSA		
C MINING & QUARRYING.....	4	6
D MANUFACTURING.....	332	673
BELIATTA		
C MINING & QUARRYING.....	52	111
D MANUFACTURING.....	815	1,759
HAMBANTOTA		
C MINING & QUARRYING.....	29	98
D MANUFACTURING.....	219	562
KATUWANA		
C MINING & QUARRYING.....	40	96
D MANUFACTURING.....	867	1,926
LUNUGUNVEHERA		
C MINING & QUARRYING.....	3	9
D MANUFACTURING.....	152	305
OKWELA		
C MINING & QUARRYING.....	12	48
D MANUFACTURING.....	69	109
SOORIYAWWA		
C MINING & QUARRYING.....	10	60
D MANUFACTURING.....	228	770
TANGALLE		
C MINING & QUARRYING.....	286	523
D MANUFACTURING.....	690	1,642
THISSAMAHARAMA		
C MINING & QUARRYING.....	16	47
D MANUFACTURING.....	413	1,016
WBERAKETIYA		
C MINING & QUARRYING.....	35	111
D MANUFACTURING.....	579	1,715
TOTAL.....	5,662	13,200

* - MINING & QUARRYING AND MANUFACTURING

** - ISIC REVISION 03

TABLE 9: NO. OF ESTABLISHMENT* & PERSONS ENGAGED BY DIVISIONAL SECRETARY DIVISION & INDUSTRY DIVISION** (ISIC 2 DIGIT LEVEL)
HAMBANTOTA DISTRICT - RURAL SECTOR - 1995

D.S. DIVISION & INDUSTRY DIVISION	NO. OF ESTABLISHMENTS	PERSONS ENGAGED
AMBALANTOTA		
14 OTHER MINING & QUARRYING.....	196	416
15 FOOD PRODUCTS & BEVERAGES.....	201	483
17 TEXTILES.....	9	23
18 WEARING APPEREL DRESSING & DYING OF FUR.....	71	92
19 TRAINING & DRSSING OF LEATHER, LEATHER GOODS & FOOTWEAR.....	3	3
20 WOOD & WOOD PRODUCTS, EXCEPT FURNITURE.....	73	94
21 PAPER & PAPER PRODUCTS.....	3	7
24 CHEMICALS & CHEMICAL PRODUCTS.....	9	23
26 OTHER NON-METALIC MINERAL PRODUCTS.....	22	126
28 FABRICATED METAL PRODUCTS, EXCEPT MACHINERY & EQUIPMENT...	17	36
32 RADIO, TELEVISION & COMMUNICATION EQUIPMENT & APPARATUS....	3	3
34 MOTOR VEHICLES, TRAILERS & SEMI-TRAILERS.....	5	5
36 MANU. OF FURNITURE, MANUFACTURING N.E.C.....	188	286
99 OTHER PRODUCT.....	11	17
ANGUNAKOLAPELESSA		
14 OTHER MINING & QUARRYING.....	4	6
15 FOOD PRODUCTS & BEVERAGES.....	139	330
16 TOBACCO PRODUCTS.....	4	12
17 TEXTILES.....	11	11
18 WEARING APPEREL DRESSING & DYING OF FUR.....	38	84
20 WOOD & WOOD PRODUCTS, EXCEPT FURNITURE.....	75	121
25 RUBBER & PLASTICS PRODUCTS.....	4	6
26 OTHER NON-METALIC MINERAL PRODUCTS.....	43	75
28 FABRICATED METAL PRODUCTS, EXCEPT MACHINERY & EQUIPMENT...	8	10
36 MANU. OF FURNITURE, MANUFACTURING N.E.C.....	10	24
BELIATTA		
14 OTHER MINING & QUARRYING.....	52	111
15 FOOD PRODUCTS & BEVERAGES.....	118	305
17 TEXTILES.....	87	238
18 WEARING APPEREL DRESSING & DYING OF FUR.....	23	42
20 WOOD & WOOD PRODUCTS, EXCEPT FURNITURE.....	126	264
21 PAPER & PAPER PRODUCTS.....	5	10
24 CHEMICALS & CHEMICAL PRODUCTS.....	5	18
26 OTHER NON-METALIC MINERAL PRODUCTS.....	286	597
28 FABRICATED METAL PRODUCTS, EXCEPT MACHINERY & EQUIPMENT...	78	111
36 MANU. OF FURNITURE, MANUFACTURING N.E.C.....	83	167
99 OTHER PRODUCT.....	4	7

(continued)

* - MINING & QUARRYING AND MANUFACTURING

** - ISIC REVISION 03

TABLE 9: NO. OF ESTABLISHMENTS* & PERSONS ENGAGED BY DIVISIONAL SECRETARY DIVISION & INDUSTRY DIVISION** (ISIC 2 DIGIT LEVEL)
HAMBANTOTA DISTRICT - RURAL SECTOR - 1995

D.S. DIVISION & INDUSTRY DIVISION	NO. OF ESTABLISHMENTS	PERSONS ENGAGED
HAMBANTOTA		
14 OTHER MINING & QUARRYING.....	29	98
15 FOOD PRODUCTS & BEVERAGES.....	81	159
17 TEXTILES.....	28	50
18 WEARING APPEREL DRESSING & DYEING OF FUR.....	8	9
20 WOOD & WOOD PRODUCTS, EXCEPT FURNITURE.....	29	48
26 OTHER NON-METALIC MINERAL PRODUCTS.....	57	109
28 FABRICATED METAL PRODUCTS, EXCEPT MACHINERY & EQUIPMENT...	8	17
36 MANU. OF FURNITURE, MANUFACTURING N.E.C.....	5	16
99 OTHER PRODUCT.....	3	154
KATUWANA		
14 OTHER MINING & QUARRYING.....	40	96
15 FOOD PRODUCTS & BEVERAGES.....	100	216
16 TOBACCO PRODUCTS.....	11	13
17 TEXTILES.....	27	84
18 WEARING APPEREL DRESSING & DYEING OF FUR.....	3	4
19 TRAINING & DRBSSING OF LEATHER, LEATHER GOODS & FOOTWEAR.	3	7
20 WOOD & WOOD PRODUCTS, EXCEPT FURNITURE.....	399	801
24 CHEMICALS & CHEMICAL PRODUCTS.....	57	152
26 OTHER NON-METALIC MINERAL PRODUCTS.....	220	543
28 FABRICATED METAL PRODUCTS, EXCEPT MACHINERY & EQUIPMENT...	26	54
36 MANU. OF FURNITURE, MANUFACTURING N.E.C.....	18	47
99 OTHER PRODUCT.....	3	5
LUNUGUMVEHERA		
14 OTHER MINING & QUARRYING.....	3	9
15 FOOD PRODUCTS & BEVERAGES.....	58	137
17 TEXTILES.....	19	27
18 WEARING APPEREL DRESSING & DYEING OF FUR.....	17	19
20 WOOD & WOOD PRODUCTS, EXCEPT FURNITURE.....	17	35
26 OTHER NON-METALIC MINERAL PRODUCTS.....	22	54
28 FABRICATED METAL PRODUCTS, EXCEPT MACHINERY & EQUIPMENT...	4	7
36 MANU. OF FURNITURE, MANUFACTURING N.E.C.....	11	19
99 OTHER PRODUCT.....	4	7
OKEWELA		
14 OTHER MINING & QUARRYING.....	12	48
20 WOOD & WOOD PRODUCTS, EXCEPT FURNITURE.....	49	65
26 OTHER NON-METALIC MINERAL PRODUCTS.....	20	44
SOORIYANBWA		
14 OTHER MINING & QUARRYING.....	10	60
15 FOOD PRODUCTS & BEVERAGES.....	74	114
16 TOBACCO PRODUCTS.....	3	3

(continued)

* - MINING & QUARRYING AND MANUFACTURING

** - ISIC REVISION 03

TABLE 9: NO. OF ESTABLISHMENT* & PERSONS ENGAGED BY DIVISIONAL SECRETARY DIVISION & INDUSTRY DIVISION** (ISIC 2 DIGIT LEVEL)
HAMBANTOTA DISTRICT - RURAL SECTOR - 1995

D.S. DIVISION & INDUSTRY DIVISION	NO. OF ESTABLISHMENTS	PERSONS ENGAGED
17 TEXTILES.....	55	72
18 WEARING APPEREL DRESSING & DYING OF FUR.....	29	466
20 WOOD & WOOD PRODUCTS, EXCEPT FURNITURE.....	17	24
26 OTHER NON-METALIC MINERAL PRODUCTS.....	5	17
28 FABRICATED METAL PRODUCTS, EXCEPT MACHINERY & EQUIPMENT...	16	25
35 OTHER TRANSPORT EQUIPMENT.....	7	8
36 MANU. OF FURNITURE, MANUFACTURING N.E.C.....	13	22
99 OTHER PRODUCT.....	9	19
TANGALLE		
14 OTHER MINING & QUARRYING.....	286	523
15 FOOD PRODUCTS & BEVERAGES.....	147	309
17 TEXTILES.....	404	1,052
18 WEARING APPEREL DRESSING & DYING OF FUR.....	20	29
20 WOOD & WOOD PRODUCTS, EXCEPT FURNITURE.....	18	40
24 CHEMICALS & CHEMICAL PRODUCTS.....	8	30
26 OTHER NON-METALIC MINERAL PRODUCTS.....	3	11
28 FABRICATED METAL PRODUCTS, EXCEPT MACHINERY & EQUIPMENT...	5	9
36 MANU. OF FURNITURE, MANUFACTURING N.E.C.....	79	150
99 OTHER PRODUCT.....	6	12
THISSAMAHARAMA		
14 OTHER MINING & QUARRYING.....	16	47
15 FOOD PRODUCTS & BEVERAGES.....	146	359
17 TEXTILES.....	39	152
18 WEARING APPEREL DRESSING & DYING OF FUR.....	41	72
19 TRAINING & DRESSING OF LEATHER, LEATHER GOODS & FOOTWEAR.	3	15
20 WOOD & WOOD PRODUCTS, EXCEPT FURNITURE.....	38	68
24 CHEMICALS & CHEMICAL PRODUCTS.....	4	16
25 RUBBER & PLASTICS PRODUCTS.....	3	6
26 OTHER NON-METALIC MINERAL PRODUCTS.....	76	171
28 FABRICATED METAL PRODUCTS, EXCEPT MACHINERY & EQUIPMENT...	24	73
36 MANU. OF FURNITURE, MANUFACTURING N.E.C.....	33	71
99 OTHER PRODUCT.....	6	13

(continued)

* - MINING & QUARRYING AND MANUFACTURING

** - ISIC REVISION 03

TABLE 9: NO. OF ESTABLISHMENT* & PERSONS ENGAGED BY DIVISIONAL SECRETARY DIVISION & INDUSTRY DIVISION** (ISIC 2 DIGIT LEVEL)
HAMBANTOTA DISTRICT - RURAL SECTOR - 1995

D.S. DIVISION & INDUSTRY DIVISION	NO. OF ESTABLISHMENTS	PERSONS ENGAGED
WEERAKETIYA		
14 OTHER MINING & QUARRYING.....	35	111
15 FOOD PRODUCTS & BEVERAGES.....	142	347
16 TOBACCO PRODUCTS.....	3	8
17 TEXTILES.....	24	47
18 WEARING APPEREL DRESSING & DYEING OF PUR.....	46	528
19 TRAINING & DRESSING OF LEATHER, LEATHER GOODS & FOOTWEAR.	3	5
20 WOOD & WOOD PRODUCTS, EXCEPT FURNITURE.....	13	23
26 OTHER NON-METALIC MINERAL PRODUCTS.....	177	445
28 FABRICATED METAL PRODUCTS, EXCEPT MACHINERY & EQUIPMENT...	19	36
36 MANU. OF FURNITURE, MANUFACTURING N.E.C.	143	259
.99 OTHER PRODUCT.....	9	17
TOTAL.....	5,662	13,200

* - MINING & QUARRYING AND MANUFACTURING

** - ISIC REVISION 03

TABLE 10: DISTRIBUTION OF ESTABLISHMENT* & PERSONS ENGAGED BY DIVISIONAL
SECRETARY DIVISION & PERSONS ENGAGED SIZE CLASS
HAMBANTOTA DISTRICT - RURAL SECTOR - 1995

D.S.DIVISION & INDUSTRY DIVISION	NO.OF ESTABLISHMENTS
AMBALANTOTA	
14 OTHER MINING & QUARRYING	
1 - 4.....	185
5 - 14.....	9
15 & ABOVE.....	2
15 FOOD PRODUCTS & BEVERAGES	
1 - 4.....	182
5 - 14.....	17
15 & ABOVE.....	2
17 TEXTILES	
1 - 4.....	9
18 WEARING APPERBEL DRESSING & DYING OF FUR	
1 - 4.....	70
5 - 14.....	1
19 TRAINING & DRESSING OF LEATHER, LEATHER GOODS & FOOTWEAR	
1 - 4.....	3
20 WOOD & WOOD PRODUCTS, EXCEPT FURNITURE	
1 - 4.....	73
21 PAPER & PAPER PRODUCTS	
1 - 4.....	3
22 PUBLISHING, PRINTING & REPRODUCTION OF RECORDED MEDIA	
1 - 4.....	1
24 CHEMICALS & CHEMICAL PRODUCTS	
1 - 4.....	7
5 - 14.....	2
25 RUBBER & PLASTICS PRODUCTS	
1 - 4.....	1
26 OTHER NON-METALIC MINERAL PRODUCTS	
1 - 4.....	20
5 - 14.....	1
15 & ABOVE.....	1
28 FABRICATED METAL PRODUCTS, EXCEPT MACHINERY & EQUIPMENT	
1 - 4.....	15
5 - 14.....	2
32 RADIO, TELEVISION & COMMUNICATION EQUIPMENT & APPARATUS	
1 - 4.....	3
34 MOTOR VEHICLES, TRAILERS & SEMI-TRAILERS	
1 - 4.....	5
35 OTHER TRANSPORT EQUIPMENT	
1 - 4.....	2
36 MANU.OF FURNITURE, MANUFACTURING N.E.C.	
1 - 4.....	180
5 - 14.....	8
99 OTHER PRODUCT	
1 - 4.....	7

(continued)

* - MINING & QUARRYING AND MANUFACTURING

TABLE 10: DISTRIBUTION OF ESTABLISHMENT* & PERSONS ENGAGED BY DIVISIONAL
SECRETARY DIVISION & PERSONS ENGAGED SIZE CLASS
HAMBANTOTA DISTRICT - RURAL SECTOR - 1995

D.S. DIVISION & INDUSTRY DIVISION	NO. OF ESTABLISHMENTS
ANGUNAKOLAPELESSA	
14 OTHER MINING & QUARRYING	
1 - 4.....	4
15 FOOD PRODUCTS & BEVERAGES	
1 - 4.....	134
5 - 14.....	3
15 & ABOVE.....	2
16 TOBACCO PRODUCTS	
1 - 4.....	2
5 - 14.....	2
17 TEXTILES	
1 - 4.....	11
18 WEARING APPEREL DRESSING & DYING OF FUR	
1 - 4.....	37
15 & ABOVE.....	1
20 WOOD & WOOD PRODUCTS, EXCEPT FURNITURE	
1 - 4.....	74
5 - 14.....	1
24 CHEMICALS & CHEMICAL PRODUCTS	
1 - 4.....	1
25 RUBBER & PLASTICS PRODUCTS	
1 - 4.....	3
26 OTHER NON-METALIC MINERAL PRODUCTS	
1 - 4.....	42
5 - 14.....	1
28 FABRICATED METAL PRODUCTS, EXCEPT MACHINERY & EQUIPMENT	
1 - 4.....	7
29 MACHINERY & EQUIPMENT N.B.C.	
1 - 4.....	1
34 MOTOR VEHICLES, TRAILERS & SEMI-TRAILERS	
1 - 4.....	1
36 MANU. OF FURNITURE, MANUFACTURING N.B.C.	
1 - 4.....	9
BELIATTA	
14 OTHER MINING & QUARRYING	
1 - 4.....	48
5 - 14.....	4
15 FOOD PRODUCTS & BEVERAGES	
1 - 4.....	104
5 - 14.....	14
17 TEXTILES	
1 - 4.....	79
5 - 14.....	7
15 & ABOVE.....	1
18 WEARING APPEREL DRESSING & DYING OF FUR	
1 - 4.....	21
5 - 14.....	2

* - MINING & QUARRYING AND MANUFACTURING

(continued)

TABLE 10: DISTRIBUTION OF ESTABLISHMENT* & PERSONS ENGAGED BY DIVISIONAL
SECRETARY DIVISION & PERSONS ENGAGED SIZE CLASS
HAMBANTOTA DISTRICT - RURAL SECTOR - 1995

D.S.DIVISION & INDUSTRY DIVISION	NO.OF ESTABLISHMENTS
20 WOOD & WOOD PRODUCTS, EXCEPT FURNITURE	
1 - 4.....	118
5 - 14.....	8
21 PAPER & PAPER PRODUCTS	
1 - 4.....	5
24 CHEMICALS & CHEMICAL PRODUCTS	
1 - 4.....	3
5 - 14.....	2
25 RUBBER & PLASTICS PRODUCTS	
1 - 4.....	2
26 OTHER NON-METALIC MINERAL PRODUCTS	
1 - 4.....	276
5 - 14.....	8
28 FABRICATED METAL PRODUCTS, EXCEPT MACHINERY & EQUIPMENT	
1 - 4.....	78
34 MOTOR VEHICLES, TRAILERS & SEMI-TRAILERS	
1 - 4.....	1
36 MANU. OF FURNITURE, MANUFACTURING N.E.C.	
1 - 4.....	81
5 - 14.....	2
99 OTHER PRODUCT	
1 - 4.....	3
HAMBANTOTA	
14 OTHER MINING & QUARRYING	
1 - 4.....	23
5 - 14.....	5
15 & ABOVE.....	1
15 FOOD PRODUCTS & BEVERAGES	
1 - 4.....	79
5 - 14.....	2
17 TEXTILES	
1 - 4.....	25
5 - 14.....	3
18 WEARING APPEREL DRESSING & DYING OF FUR	
1 - 4.....	8
20 WOOD & WOOD PRODUCTS, EXCEPT FURNITURE	
1 - 4.....	28
5 - 14.....	1
24 CHEMICALS & CHEMICAL PRODUCTS	
15 & ABOVE.....	1
26 OTHER NON-METALIC MINERAL PRODUCTS	
1 - 4.....	57
28 FABRICATED METAL PRODUCTS, EXCEPT MACHINERY & EQUIPMENT	
1 - 4.....	7
5 - 14.....	1

(continued)

TABLE 10: DISTRIBUTION OF ESTABLISHMENT* & PERSONS ENGAGED BY DIVISIONAL
SECRETARY DIVISION & PERSONS ENGAGED SIZE CLASS
HAMBANTOTA DISTRICT - RURAL SECTOR - 1995

D.S. DIVISION & INDUSTRY DIVISION	NO. OF ESTABLISHMENTS
36 MANU. OF FURNITURE, MANUFACTURING N.E.C.	
1 - 4.....	4
5 - 14.....	1
99 OTHER PRODUCT	
1 - 4.....	2
KATUWANA	
14 OTHER MINING & QUARRYING	
1 - 4.....	38
5 - 14.....	2
15 FOOD PRODUCTS & BEVERAGES	
1 - 4.....	95
5 - 14.....	5
16 TOBACCO PRODUCTS	
1 - 4.....	11
17 TEXTILES	
1 - 4.....	23
5 - 14.....	4
18 WEARING APPEREL DRESSING & DYING OF FUR	
1 - 4.....	3
19 TRAINING & DRESSING OF LEATHER, LEATHER GOODS & FOOTWEAR	
1 - 4.....	3
20 WOOD & WOOD PRODUCTS, EXCEPT FURNITURE	
1 - 4.....	388
5 - 14.....	11
22 PUBLISHING, PRINTING & REPRODUCTION OF RECORDED MEDIA	
1 - 4.....	1
24 CHEMICALS & CHEMICAL PRODUCTS	
1 - 4.....	57
26 OTHER NON-METALIC MINERAL PRODUCTS	
1 - 4.....	207
5 - 14.....	11
15 & ABOVE.....	2
28 FABRICATED METAL PRODUCTS, EXCEPT MACHINERY & EQUIPMENT	
1 - 4.....	25
5 - 14.....	1
32 RADIO, TELEVISION & COMMUNICATION EQUIPMENT & APPARATUS	
1 - 4.....	1
36 MANU. OF FURNITURE, MANUFACTURING N.E.C.	
1 - 4.....	17
15 & ABOVE.....	1
99 OTHER PRODUCT	
1 - 4.....	1
LUNUGUMVEHERA	
14 OTHER MINING & QUARRYING	
1 - 4.....	3
15 FOOD PRODUCTS & BEVERAGES	
1 - 4.....	53
5 - 14.....	5

* - MINING & QUARRYING AND MANUFACTURING

(continued)

TABLE 10: DISTRIBUTION OF ESTABLISHMENT* & PERSONS ENGAGED BY DIVISIONAL
SECRETARY DIVISION & PERSONS ENGAGED SIZE CLASS
HAMBANTOTA DISTRICT - RURAL SECTOR - 1995

D.S.DIVISION & INDUSTRY DIVISION	NO.OF ESTABLISHMENTS
17 TEXTILES	
1 - 4.....	19
18 WEARING APPEREL DRESSING & DYEING OF FUR	
1 - 4.....	17
20 WOOD & WOOD PRODUCTS, EXCEPT FURNITURE	
1 - 4.....	16
15 & ABOVE.....	1
21 PAPER & PAPER PRODUCTS	
1 - 4.....	1
26 OTHER NON-METALIC MINERAL PRODUCTS	
1 - 4.....	20
5 - 14.....	2
28 FABRICATED METAL PRODUCTS, EXCEPT MACHINERY & EQUIPMENT	
1 - 4.....	4
29 MACHINERY & EQUIPMENT N.B.C.	
1 - 4.....	1
36 MANU.OF FURNITURE, MANUFACTURING N.B.C.	
1 - 4.....	11
99 OTHER PRODUCT	
1 - 4.....	2
OKEWELA	
14 OTHER MINING & QUARRYING	
1 - 4.....	7
5 - 14.....	5
20 WOOD & WOOD PRODUCTS, EXCEPT FURNITURE	
1 - 4.....	49
26 OTHER NON-METALIC MINERAL PRODUCTS	
1 - 4.....	19
5 - 14.....	1
SOORIYAWEWA	
14 OTHER MINING & QUARRYING	
1 - 4.....	7
5 - 14.....	2
15 & ABOVE.....	1
15 FOOD PRODUCTS & BEVERAGES	
1 - 4.....	73
5 - 14.....	1
16 TOBACCO PRODUCTS	
1 - 4.....	3
17 TEXTILES	
1 - 4.....	55
18 WEARING APPEREL DRESSING & DYEING OF FUR	
1 - 4.....	28
15 & ABOVE.....	1
19 TRAINING & DRESSING OF LEATHER, LEATHER GOODS & FOOTWEAR	
1 - 4.....	1

* - MINING & QUARRYING AND MANUFACTURING

(continued)

TABLE 10: DISTRIBUTION OF ESTABLISHMENT* & PERSONS ENGAGED BY DIVISIONAL
SECRETARY DIVISION & PERSONS ENGAGED SIZE CLASS
HAMBANTOTA DISTRICT - RURAL SECTOR - 1995 -

D.S.DIVISION & INDUSTRY DIVISION	NO.OF ESTABLISHMENTS
20 WOOD & WOOD PRODUCTS, EXCEPT FURNITURE	
1 - 4.....	17
24 CHEMICALS & CHEMICAL PRODUCTS	
1 - 4.....	1
25 RUBBER & PLASTICS PRODUCTS	
1 - 4.....	2
26 OTHER NON-METALIC MINERAL PRODUCTS	
1 - 4.....	5
28 FABRICATED METAL PRODUCTS, EXCEPT MACHINERY & EQUIPMENT	
1 - 4.....	16
29 MACHINERY & EQUIPMENT N.B.C.	
1 - 4.....	1
35 OTHER TRANSPORT EQUIPMENT	
1 - 4.....	7
36 MANU.OF FURNITURE, MANUFACTURING N.B.C.	
1 - 4.....	13
99 OTHER PRODUCT	
1 - 4.....	4
TANGALLE	
14 OTHER MINING & QUARRYING	
1 - 4.....	282
5 - 14.....	4
15 FOOD PRODUCTS & BEVERAGES	
1 - 4.....	143
5 - 14.....	4
17 TEXTILES	
1 - 4.....	389
5 - 14.....	15
18 WEARING APPEREL DRESSING & DYING OF FUR	
1 - 4.....	20
20 WOOD & WOOD PRODUCTS, EXCEPT FURNITURE	
1 - 4.....	16
5 - 14.....	2
21 PAPER & PAPER PRODUCTS	
1 - 4.....	2
24 CHEMICALS & CHEMICAL PRODUCTS	
1 - 4.....	6
5 - 14.....	2
25 RUBBER & PLASTICS PRODUCTS	
1 - 4.....	1
26 OTHER NON-METALIC MINERAL PRODUCTS	
1 - 4.....	3
28 FABRICATED METAL PRODUCTS, EXCEPT MACHINERY & EQUIPMENT	
1 - 4.....	5
36 MANU.OF FURNITURE, MANUFACTURING N.B.C.	
1 - 4.....	75
5 - 14.....	3
15 & ABOVE.....	1
99 OTHER PRODUCT	
1 - 4.....	3

* - MINING & QUARRYING AND MANUFACTURING

(continued)

TABLE 10: DISTRIBUTION OF ESTABLISHMENT* & PERSONS ENGAGED BY DIVISIONAL
SECRETARY DIVISION & PERSONS ENGAGED SIZE CLASS
HAMBANTOTA DISTRICT - RURAL SECTOR - 1995

S. DIVISION & INDUSTRY DIVISION	NO. OF ESTABLISHMENTS
THISSAMAHARAMA	
14 OTHER MINING & QUARRYING	
1 - 4.....	14
5 - 14.....	1
15 & ABOVE.....	1
15 FOOD PRODUCTS & BEVERAGES	
1 - 4.....	131
5 - 14.....	15
16 TOBACCO PRODUCTS	
1 - 4.....	1
17 TEXTILES	
1 - 4.....	37
5 - 14.....	1
15 & ABOVE.....	1
18 WEARING APPAREL DRESSING & DYING OF FUR	
1 - 4.....	40
5 - 14.....	1
19 TANNING & DRESSING OF LEATHER, LEATHER GOODS & FOOTWEAR	
1 - 4.....	1
5 - 14.....	2
20 WOOD & WOOD PRODUCTS, EXCEPT FURNITURE	
1 - 4.....	35
5 - 14.....	3
22 PUBLISHING, PRINTING & REPRODUCTION OF RECORDED MEDIA	
1 - 4.....	2
24 CHEMICALS & CHEMICAL PRODUCTS	
1 - 4.....	3
5 - 14.....	1
25 RUBBER & PLASTICS PRODUCTS	
1 - 4.....	3
26 OTHER NON-METALLIC MINERAL PRODUCTS	
1 - 4.....	71
5 - 14.....	5
28 FABRICATED METAL PRODUCTS, EXCEPT MACHINERY & EQUIPMENT	
1 - 4.....	21
5 - 14.....	3
29 MACHINERY & EQUIPMENT N.B.C.	
5 - 14.....	1
36 MANUFACTURE OF FURNITURE, MANUFACTURING N.B.C.	
1 - 4.....	30
5 - 14.....	3
99 OTHER PRODUCT	
1 - 4.....	2

(continued)

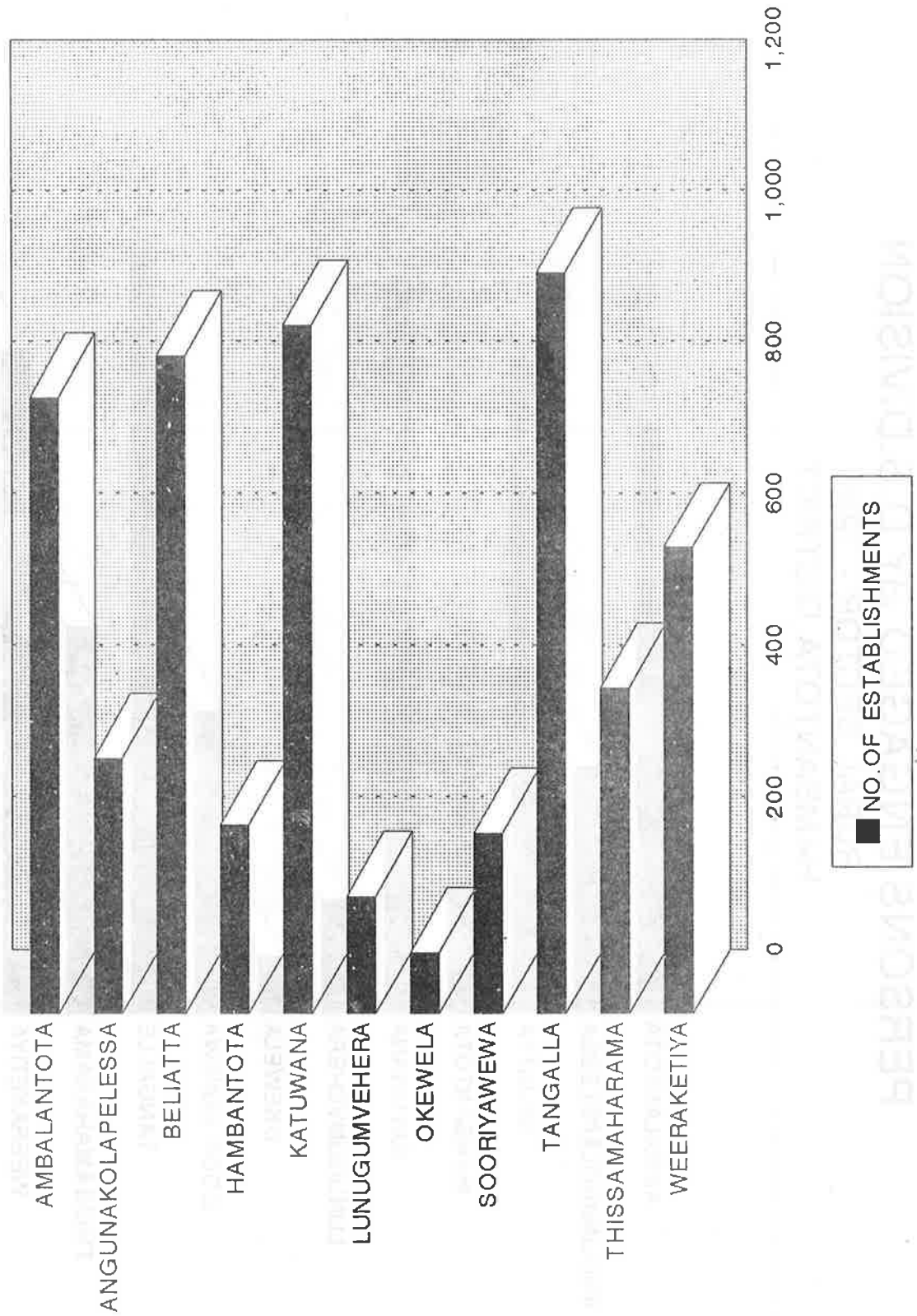
* - MINING & QUARRYING AND MANUFACTURING

TABLE 10: DISTRIBUTION OF ESTABLISHMENT* & PERSONS ENGAGED BY DIVISIONAL
SECRETARY DIVISION & PERSONS ENGAGED SIZE CLASS
HAMBANTOTA DISTRICT - RURAL SECTOR - 1995

D.S.DIVISION & INDUSTRY DIVISION	NO.OF ESTABLISHMENTS
WEBRAKETTIYA	
14 OTHER MINING & QUARRYING	
1 - 4.....	28
5 - 14.....	7
15 FOOD PRODUCTS & BEVERAGES	
1 - 4.....	133
5 - 14.....	9
16 TOBACCO PRODUCTS	
1 - 4.....	2
5 - 14.....	1
17 TEXTILES	
1 - 4.....	23
5 - 14.....	1
18 WEARING APPEREL DRESSING & DYING OF FUR	
1 - 4.....	45
15 & ABOVE.....	1
19 TRAINING & DRESSING OF LEATHER, LEATHER GOODS & FOOTWEAR	
1 - 4.....	3
20 WOOD & WOOD PRODUCTS, EXCEPT FURNITURE	
1 - 4.....	12
5 - 14.....	1
22 PUBLISHING, PRINTING & REPRODUCTION OF RECORDED MEDIA	
1 - 4.....	2
24 CHEMICALS & CHEMICAL PRODUCTS	
1 - 4.....	2
25 RUBBER & PLASTICS PRODUCTS	
1 - 4.....	2
26 OTHER NON-METALIC MINERAL PRODUCTS	
1 - 4.....	163
5 - 14.....	14
28 FABRICATED METAL PRODUCTS, EXCEPT MACHINERY & EQUIPMENT	
1 - 4.....	18
5 - 14.....	1
35 OTHER TRANSPORT EQUIPMENT	
1 - 4.....	1
36 MANU.OF FURNITURE, MANUFACTURING N.E.C.	
1 - 4.....	140
5 - 14.....	3
99 OTHER PRODUCT	
1 - 4.....	2
TOTAL.....	5,662

* - MINING & QUARRYING AND MANUFACTURING

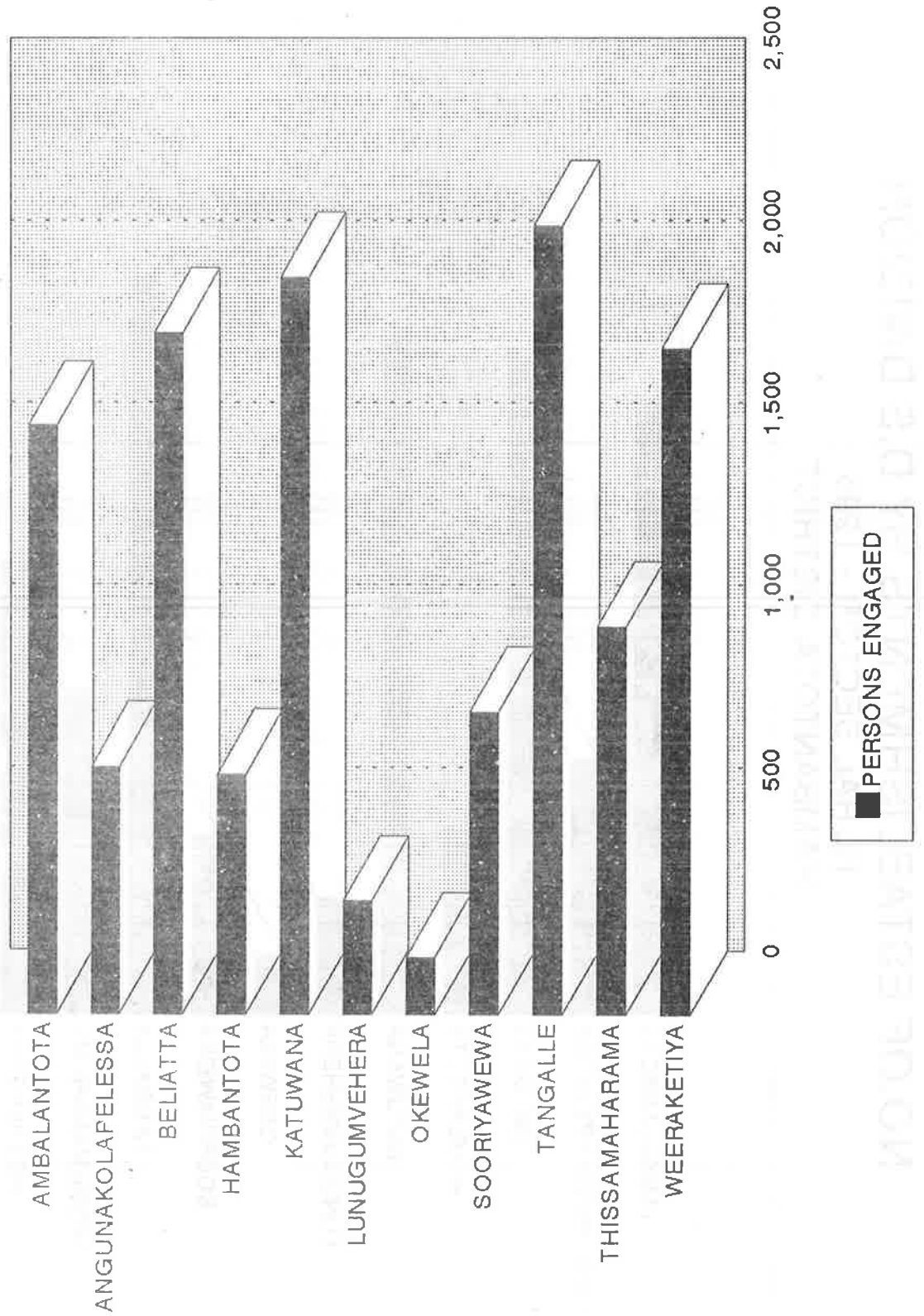
NO.OF ESTABLISHMENTS BY D.S.DIVISION RURAL SECTOR - 1995 HAMBANTOTA DISTRICT



PERSONS ENGAGED BY D.S.DIVISION


RURAL SECTOR - 1995

HAMBANTOTA DISTRICT



NO.OF ESTABLISHMENT BY PERSONS ENGAGED SIZE CLASS

RURAL SECTOR - 1995
HAMBANTOTA DISTRICT

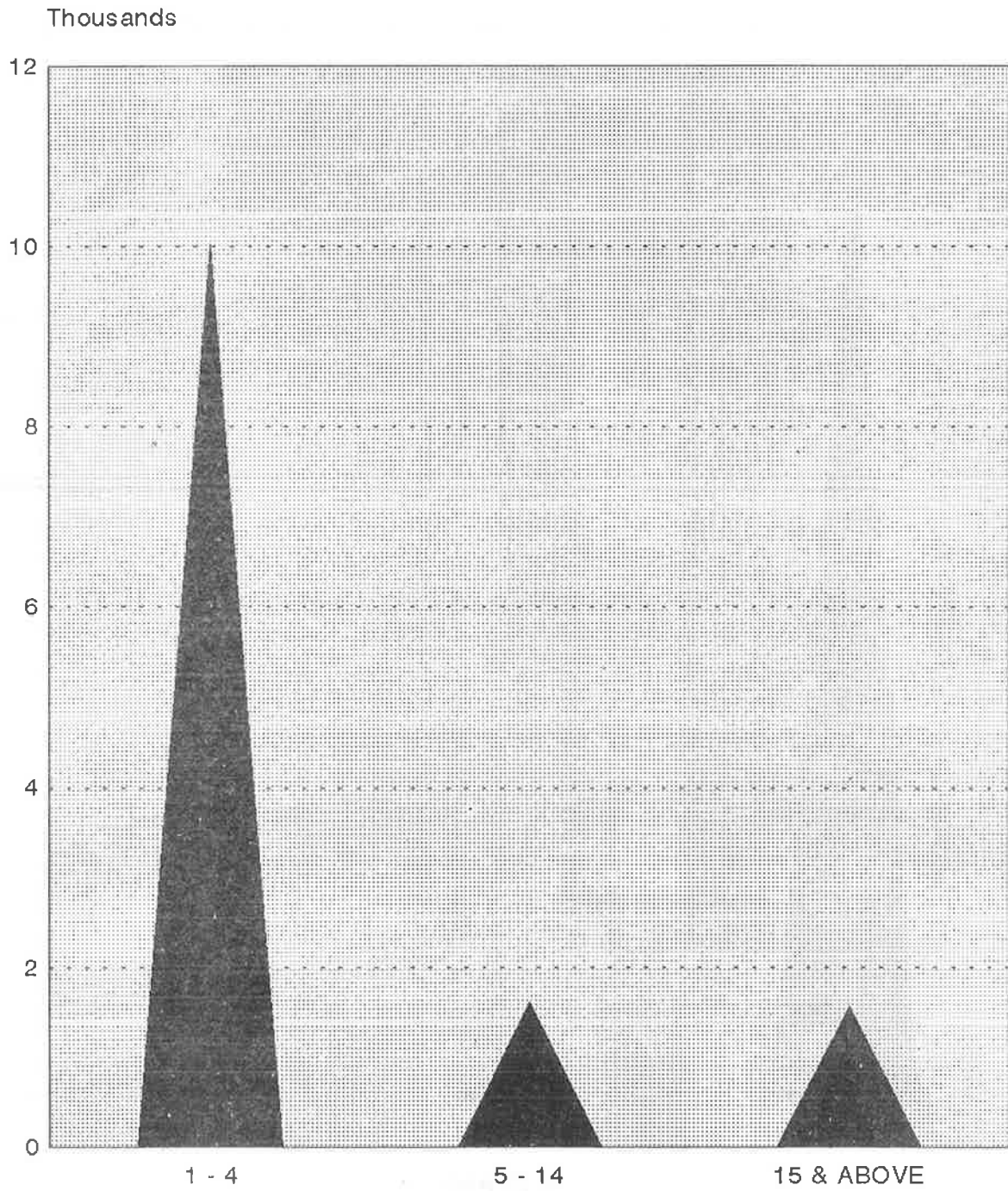


▲ NO.OF ESTABLISHMENTS

PERSONS ENGAGED BY SIZE CLASS

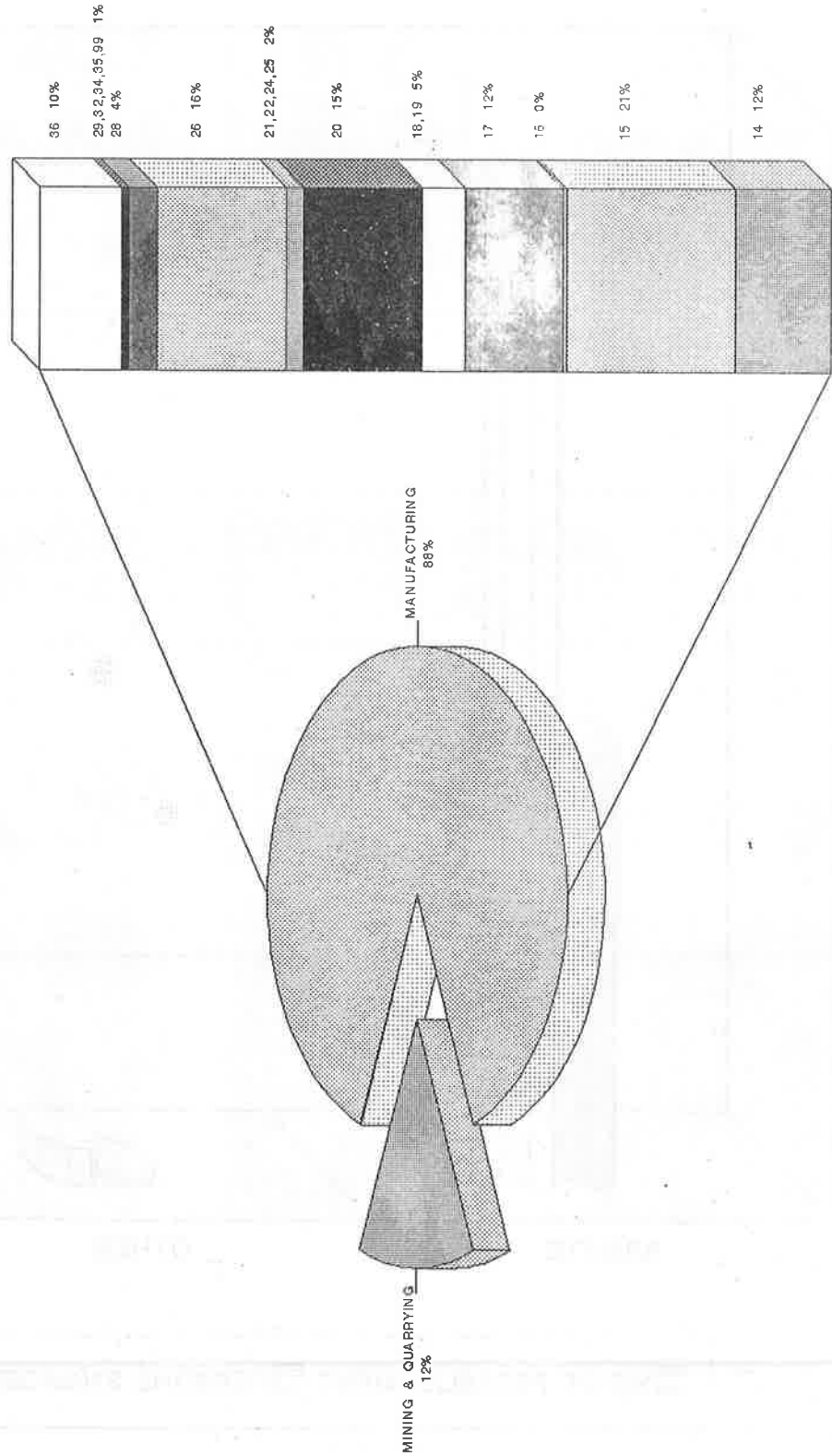
RURAL SECTOR - 1995

HAMBANTOTA DISTRICT



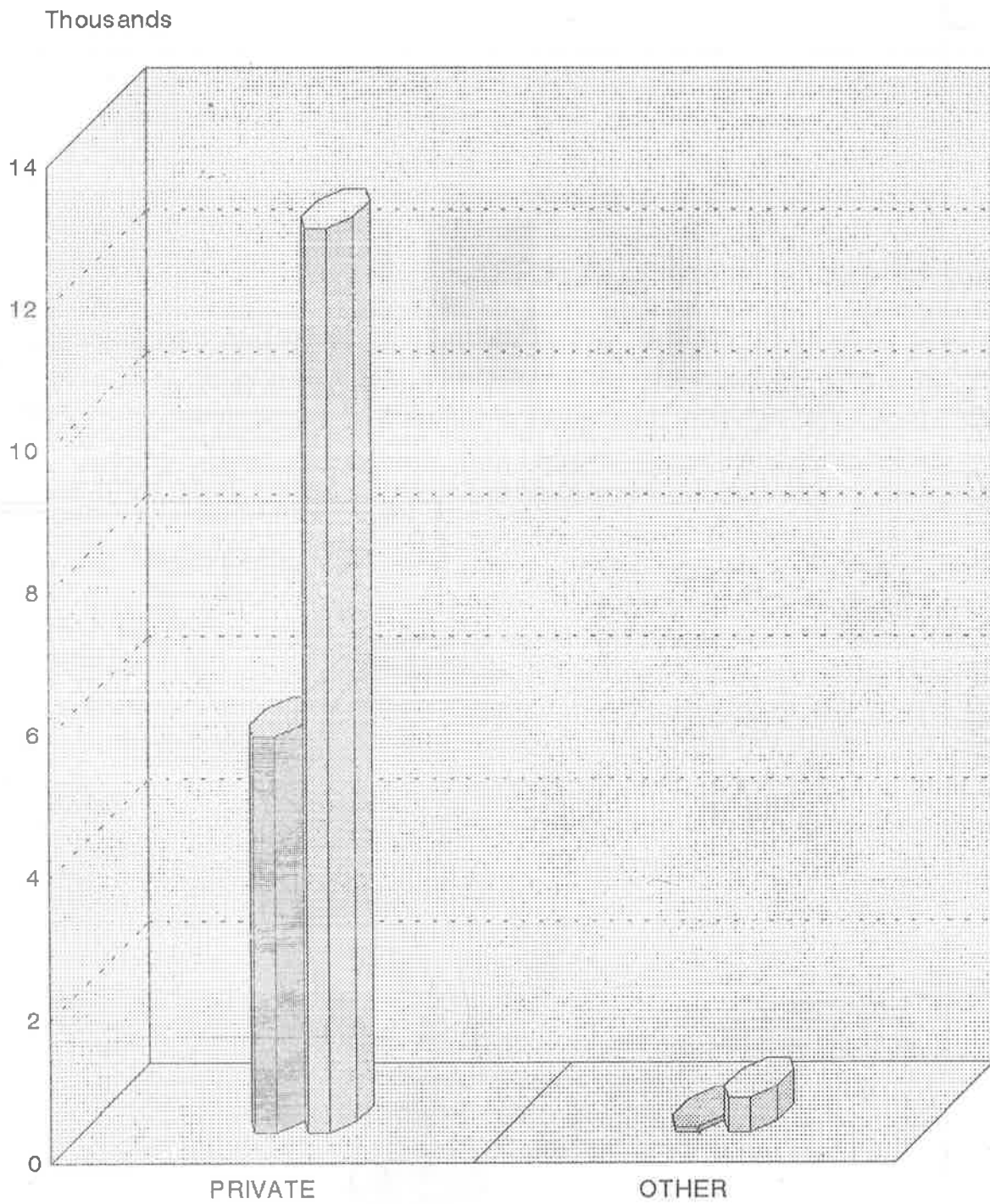
▲ PERSONS ENGAGED

NO.OF ESTABLISHMENTS BY INDUSTRY DIVISION RURAL SECTOR - 1995 HAMBANTOTA DISTRICT



NO.OF ESTABLISHMENT & PERSONS ENGAGED BY TYPE OF SECTOR

RURAL SECTOR - 1995
HAMBANTOTA DISTRICT



■ NO.OF ESTABLISHMENT ■ PERSONS ENGAGED

L
 யோக்
 சீமாட



ජනලේඛන හා සංඛ්‍යාලේඛන දෙපාර්තමේන්තුව
කෘෂිකාර්මික නොවන ආර්ථික කටයුතු ලැයිස්තුගත කිරීම - 1995

(පියවර ගොඩනැගිලි පදනා)

ප්‍රාථමික ඒකකය පිළිබඳ විස්තර

01. දිස්ත්‍රික්කය:.....	<input type="text"/>
02. ප්‍රාදේශීය ලේකම් කොට්ඨාසය:.....	<input type="text"/>
03. මැතිවරණ කොට්ඨාසය:.....	<input type="text"/>
04. ග්‍රාම නිලධාරී කොට්ඨාසය:.....	<input type="text"/>
05. අංශය: 1. නාගරික 2. ග්‍රාමීය 3. වතු	<input type="text"/>
06. ම.න.ස./ න.ස./ ප්‍රාදේශීය සභාව:.....	<input type="text"/>
07. ප්‍රාථමික ඒකකය තුළ පිහිටි නාගරික කොට්ඨාස/ ගම්/ වතු වල නම:	
1	<input type="text"/>
2	<input type="text"/>
3	<input type="text"/>
4	<input type="text"/>
5	<input type="text"/>
6	<input type="text"/>
7	<input type="text"/>
8	<input type="text"/>
9	<input type="text"/>
10	<input type="text"/>
11	<input type="text"/>
12	<input type="text"/>

විස්තරය	පිටු ගණන	ඒකක ගණන
1. නිවාස හා අනෙකුත් ගොඩනැගිලි (L)	<input type="text"/>	<input type="text"/>
2. කර්මාන්ත ගණන (L1)	<input type="text"/>	<input type="text"/>
3. වෙළෙඳ හා සේවා ආයතන (L3)	<input type="text"/>	<input type="text"/>
4. සාදන ලද ගොඩනැගිලි ගණන	<input type="text"/>	<input type="text"/>
5. සාමාන්‍යයෙන් පැවැති පුද්ගලයින් ගණන	<input type="text"/>	<input type="text"/>

ලැයිස්තුගත කරන නිලධාරියාගේ නම:

අත්සන:

දිනය:

අධිකාරණ නිලධාරියාගේ නම:

අත්සන:

දිනය:

Printed by Department of Census and Statistics

L3
 83
 අංකය

ජනලේඛන හා සංඛ්‍යාලේඛන දෙපාර්තමේන්තුව
කෘෂිකාර්මික නොවන ආර්ථික කටයුතු ලැයිස්තුගත කිරීම - 1995
 (ගොඩනැගිලි ඉදිකිරීම පදනා - 1995 ජනවාරි 01 සිට ජුනි 30 දක්වා)

01. දිස්ත්‍රික්කය: 04. අංශය: 1. නාගරික 2. ග්‍රාමීය 3. වතු

02. ප්‍රාදේශීය ලේකම් කොට්ඨාශය: 05. ම.න.ස./ත.ස./ප්‍රාදේශීය සභාව:

03. ග්‍රාම නිලධාරී කොට්ඨාශ අංකය: නම:

1	2	3	4	5	6	7	8
සාරාංශය ප්‍රාදේශීය පදනා අනුමැති අංකය	මෙම ජරාතය පිළිබඳ විස්තර සටහන (එකම ජරාතයේ ඉදිකිරීම් කිහිපයක් පිළිබඳව විවිධ ජරාත ඉදිකිරීම් වර්ග තුන අනුපිළිවෙලින් සියලුම)	ජා.ස.ක.ව.	1995 ජනවාරි 01 සිට ජුනි 30 තුළ කරන ලද වැඩ වෙනුවෙන් දරණ ලද (අදාළවන්නාවූ කරන ලද විට විදේශීය (රුපියල්)	ඉදිකිරීම් පදනා විදේශීය සෙද්වම් රජයේ -1 විදේශීය -2 වෙනත් -3 අදාළ කොටස ලියන්න.	විස්තර (මෙම ජරාතය පදනා ගැනීම පදනා ප්‍රමාණවත් විස්තර පදනම් කරන්න.)	ඉදිකිරීම් කටයුතු කරවන කොන්ත්‍රාතුව (කොන්ත්‍රාතුව/ අයිතිකරු) නම ලිවිය හැකි විට විස්තර අංකය	වෙනත් කරුණ
1.							
2.							
3.							
1.							
2.							
3.							
1.							
2.							
3.							
1.							
2.							
3.							
1.							
2.							
3.							
1.							
2.							
3.							

82 ஏ.ம.ப.

1	2	3	4	5	6	7	8
பாடநூலின் பிரதான சாரம்	(L) பாடநூலின் முக்கிய சாரம்	உருவகம்	1993 சனவரி 01 முதல் 30 நாள் வரையிலான பாடநூலின் முக்கிய சாரம் (L) (ஆய்வு-2 பிரதான சாரம்) (ஆய்வு-1 பிரதான சாரம்)	ஆய்வு பிரதான சாரம் (ஆய்வு-1 பிரதான சாரம்) (ஆய்வு-2 பிரதான சாரம்)	பிரதான சாரம் (ஆய்வு-1 பிரதான சாரம்) (ஆய்வு-2 பிரதான சாரம்)	ஆய்வு பிரதான சாரம் (ஆய்வு-1 பிரதான சாரம்) (ஆய்வு-2 பிரதான சாரம்)	பிரதான சாரம்
	1.						
	2.						
	3.						
	1.						
	2.						
	3.						
	1.						
	2.						
	3.						
	1.						
	2.						
	3.						
	1.						
	2.						
	3.						
	1.						
	2.						
	3.						
	1.						
	2.						
	3.						
	1.						
	2.						
	3.						

பிரதான சாரம் கிரேடுகளில் தரப்படும் தகவல்

பிரதான சாரம் கிரேடுகளில் தரப்படும் தகவல்

**PUBLICATIONS OF THE
DEPARTMENT OF CENSUS AND STATISTICS
AVAILABLE FOR SALES**

**AT
THE SAMPLE SURVEY DIVISION,
DEPARTMENT OF CENSUS AND STATISTICS,
16/7, ALBERT CRESCENT, COLOMBO 07.
Telephone 695962 - Ext. 17.**

Name of Publication	** GENERAL PURPOSE PUBLICATION *	Year	Price
1.	Statistical Pocket Book in English	1988	46.00
2.	Statistical Pocket Book in English	1990	39.00
3.	Statistical Pocket Book in English	1994	50.00
4.	Statistical Pocket Book in English	1995	50.00
5.	Statistical Pocket Book in English	1997	52.50
6.	Statistical Pocket Book in English	1998	53.00
7.	Statistical Pocket Book in Sinhala and Tamil	1987	46.00
8.	Statistical Pocket Book in Sinhala and Tamil	1988	79.00
9.	Statistical Pocket Book in Sinhala and Tamil	1990	161.00
10.	Statistical Pocket Book in Sinhala and Tamil	1991	175.00
11.	Statistical Pocket Book in Sinhala and Tamil	1993	189.00
12.	Statistical Pocket Book in Sinhala and Tamil	1994	119.00
13.	Statistical Abstract in English	1989	203.00
14.	Statistical Abstract in English	1992	285.00
15.	Statistical Abstract in English	1993	300.00
16.	Statistical Abstract in English	1996	248.00
17.	Statistical Abstract in English	1997	210.00
18.	Administration Report of Director General Census & Statistics	1995	50.00
19.	Administration Report of Director General Census & Statistics	1996	50.00
20.	Administration Report of Director General Census & Statistics	1997	53.00
Population and Demography			
1.	Census of Population and Housing - (Physically disabled person)	1981	20.00
2.	Census of Population and Housing - District Report (each)	1981	50.00
3.	Sri Lanka Demographic and Health Survey	1993	310.00
4.	Demographic Survey 1994 Sri Lanka (Report on Demographic Characteristics of the Population) Release 3	1994	124.00
5.	Demographic Survey 1994 Sri Lanka (Report on Demographic and Housing Characteristics) Release 4	1994	110.00
6.	Grama Niladhari Divisions of Sri Lanka	1996	295.00
Agriculture			
1.	Estimation of Sown Area under Paddy Cultivation (Alternative to complete enumeration)		19.50
2.	Food Balance Sheet (Revised Series)	1991/95	33.00
3.	Food Balance Sheet (Revised Series)	1992/96	35.00
4.	Food Balance Sheet (Revised Series)	1992/97	39.00
5.	Paddy Statistics (Seasonal Report) each		20.00
6.	Rubber Cultivation in Sri Lanka	1993	40.00
7.	States and Role of Cinnamon Cultivation in Sri Lanka	1993	70.00
8.	Cardamon "The Queen of spices" and Distribution in Sri Lanka	1993	68.00
9.	Rambutan Cultivation in Sri Lanka	1993	43.00
10.	Sowing and Harvesting periods of Paddy Cultivation in Sri Lanka	1994	80.00
11.	Agricultural Statistics of Sri Lanka	1995	97.00
12.	Paddy Statistics of Sri Lanka	1952/96	
	a) With diskette		241.00
	b) Without diskette		191.00

13. Agricultural crops and Livestock survey (Preliminary Reports)			
1.	Badulla	1992/93	80.00
2.	Colombo	1992/93	56.50
3.	Galle	1992/93	70.00
4.	Hambantota	1992/93	75.00
5.	Kalutara	1992/93	78.00
6.	Kegalle	1992/93	56.00
7.	Kurunegala	1992/93	160.00
8.	Matara	1992/93	61.00
9.	Moneragala	1992/93	53.00
10.	Ratnapura	1992/93	85.00
11.	Mahaweli System 'H'	1993/94	40.00
12.	Puttalam	1993/94	71.00
13.	Polonnaruwa	1993/94	44.00
14.	Anuradhapura	1993/94	90.50

Trade and Industry

1.	Annual Survey of Industries	1991	30.00
2.	Annual Survey of Industries	1992/93/94 (each)	37.00
3.	Annual Survey of Industries	1995/96/97 (each)	39.00
4.	Annual survey of Industries (Interim Report)	1996	28.00
5.	Annual survey of construction Industries	1993/94	64.00

National Accounts

1.	National Accounts of Sri Lanka	1993	102.00
2.	National Accounts of Sri Lanka	1994	111.00
3.	National Accounts of Sri Lanka (Sinhala)	1994	123.00
4.	National Accounts of Sri Lanka (Sinhala)	1995	143.00
5.	National Accounts of Sri Lanka	1996	150.00
6.	National Accounts of Sri Lanka	1997	165.00

Prices and Wages

1.	Bulletin of Selected Retail Prices	1975/90	62.50
2.	Bulletin of Selected Retail Prices	1975/91	60.00
3.	Bulletin of Selected Retail Prices	1975/92	77.00
4.	Bulletin of Selected Retail Prices	1995	127.00
5.	Bulletin of Selected Retail Prices	1996	124.00
6.	Weekly Retail Prices - (Colombo City)		
	i. Bulletin No. II	1991/92	30.00
	ii. Bulletin No. III	1992/93	25.00
	iii. Bulletin No. IV	1993/94	43.50
	iv. Bulletin No. V	1995	38.00
	v. Bulletin No. VI	1996	43.00

Survey Report

1.	Quarterly Report of the Sri Lanka Labour Force Survey		
	i. Quarterly Report each	1993	40.00
	ii. Quarterly Report each	1994	45.00
	iii. 1st Quarter	1995	55.00
	iv. 2nd Quarter	1995	65.00
	v. 3rd and 4th Quarter each	1995	64.00
	vi. Quarterly Report (each)	1996	64.00
	vii. Quarterly Report (each)	1997	69.00
	viii. 1st Quarter	1998	70.00
2.	Sri Lanka Labour Force Survey (Sinhala)	1992	50.00
3.	Provincial Profile of Labour Force Sri Lanka	1993	122.00
4.	Provincial Profile of Labour Force Sri Lanka	1996	73.00

Other Reports

1.	Women and Men in Sri Lanka (Tamil)		133.00
2.	Changing Role of Women in Sri Lanka (English)		200.00
3.	Statistical Data Sheets 1996 (Sinhala, Tamil, English) (each)		5.00
4.	Listing of Non-agricultural Economic Activities (Rural Sector)	1995	29.00

ISBN 955 - 577 - 255 - X

Printed by Department of Census & Statistics.