

REFORESTATION CAMPAIGN & TREE PLANTING PROGRESS REPORT-DEC 15TH



TECH
Iranaimadu Junction,
Kilinochchi



UNDP
Kilinochchi

Reforestation Campaign & Tree Planting Progress Report

1. INTRODUCTION.....	4
2. PROGRAM IMPLEMENTATION STRATEGY.....	5
2.1. Urban Forestry:.....	5
2.2. Rural reforestation:.....	5
2.3. Reforestation Campaign.....	5
3. URBAN REFORESTATION PROJECT SEGMENT.....	6
3.1. Over all Targets.....	6
3.2. Details of Urban Reforestration on district basis.....	7
3.2.1. Kilinochchi District.....	7
3.2.1.1. Inauguration Ceremony.....	7
3.2.1.2. Tree Planting Achieved Targets.....	8
3.2.2. Mullaitivu District.....	9
3.2.2.1. Inauguration Ceremony.....	9
3.2.2.2. Tree Planting Achieved Targets.....	10
3.2.3. Mannar District.....	11
3.2.3.1. Inauguration Ceremony.....	11
3.2.3.2. Tree Planting Achieved Targets.....	12
3.2.4. Jaffna District.....	13
3.2.4.1. Inauguration Ceremony.....	13
3.2.4.2. Tree Planting Achieved Targets.....	14
4. RURAL REFORESTATION PROJECT SEGMENT.....	15
4.1. Over all Targets.....	15
5. REFORESTATION CAMPAIGN PROJECT SEGMENT.....	16
5.1. Over all Targets.....	16
6. PROJECT SUMMARY.....	17
7. APPENDIX.....	20
7.1. Appendix A.....	20
7.2. Appendix B.....	22
7.3. Appendix C.....	27

Reforestation Campaign & Tree Planting Progress Report

EXECUTIVE SUMMARY

The Economic consultancy house (TECH), a non Government organization (NGO) registered with the government of Srilanka has recently partnered with UNDP to carryout a tree planting project in the districts of Jaffna, Kilinochchi, Mullaitivu and Mannar in an effort to improve rural/urban environmental conditions and to educated/empower the local communities.

The project was initiated in October 2004 with funding of 1,991,200.00 from UNDP

- This interim process report details the targets set and process achieved during the last two months and shows that in the urban reforestation segment of the project TECH has met about 40% of the target set in Mullaitive, Mannar, Jaffna districts and 80% Kilinochchi
- In the reforestation campaign out of the 3000 leaflets and 1000 posters printed. The following distribution targets were met: Kilinochchi (92.00%) Mannar (70.00%) Mullaitivu (92.00%) Jaffna (82.00%)

The Economic Consultancy House
Iranaimadu Junction, Kilinochchi
December 2004

Reforestation Campaign & Tree Planting Progress Report

1. INTRODUCTION

The tree planting reforestation campaign project was conceived by TECH to create and preserve a sound environmental for the future generations in the North East. Further it seeks to improve the economic condition of rural communities and to generate environmental awareness in the local communities.

In the planned six month program TECH's trained staff will,

- Select and distribute planting material
- Educate and help local groups maintain the plants
- Distribute educational posters and leaflets

Nurserymen, private sector, displaced people and IDP's are the indirect beneficiaries of this initiative. The private sector will benefit through the selling of the trees and seedlings. The nurserymen, displaced people and IDP's will benefit through taking care of the planted trees and seedlings and they will be paid for this work with the ultimate result of a revitalized local economy.

The local communities in general and in particular pupils of primary schools and residents and staff of hospitals, medical centers, temples, churches, mosques, elders centers and government institutions are the direct beneficiaries. The planted trees and seedlings will help to restore the ecological equilibrium in these places and this will result in a cleaner and greener environment and healthier communities.

The local communities will participate in the process of the planting of trees and seedlings and the maintenance hereafter. This will result in the mobilization of the local communities in the conservation of the environment and natural resources. The community mobilization in conjunction with the campaign will increase awareness with regard to the conservation of the environment.

The targeted districts are as follows: Kilinochchi, Mullaitivu, Mannar and Jaffna. Under the rural reforestation program, in each district two villages will be selected. The villages are as follows: Chavakachery and Kudanthanai (Jaffna); Paranthan and Poonakary (Kilinochchi); Eluppakadava and Palampittiya (Mannar) and Mankulam and Oddesudan (Mullaitivu).

Reforestation Campaign & Tree Planting Progress Report

2. PROGRAM IMPLEMENTATION STRATEGY

The project is being executed as three parallel sub projects as defined below:

2.1. Urban Forestry:

This component will cover the selected 4 districts. Under this component trees will be provided to different institutions and they will be planted by these institutions. Each district will be provided with 10,160 Plants. The selection of the institutions will dependent on their capacity to maintain the trees and seedlings in the future.

2.2. Rural reforestation:

Under this component 2 villages from each district will be selected. The selected villages are as follows: Chavakachery and Kudanthanai (Jaffna); Paranthan and Poonakary (Kilinochchi); Eluppakadavai and Palampittiy (Mannar) and Mankulam and Oddusudan (Mullaitivu). Seedlings will be planted in these villages and they will be maintained by workers form the local community, i.e. Displaced and other vulnerable groups

2.3. Reforestation Campaign

This component consists of producing and distributing 2 posters and 2 leaflets in public institutions and main roads. Both of these will concentrate on the conservation of trees and water. The posters will convey a positive message on how to take care of the environment and natural resources. These messages could concentrate on the role that a green and clean environment would provide to improve the public health and sustainable development.

Monthly progress reports, which include physical as well as financial progress of the project will be prepared by TECH in a format and submitted to government counterpart for endorsement and submitted to UNDP for further monitoring.

Reforestation Campaign & Tree Planting Progress Report

3. URBAN REFORESTATION PROJECT SEGMENT

3.1. Over all Targets

Serial No	Proposed Institution	Number
1	Schools and Preschools	250
2	Hospital and Medical center	10
3	Temples, Churches and Mosques	20
4	Community centers	10
5	Governmental Institutions and NGOs	40

Allocated Planting Materials

Types of Trees	Schools & Preschools	Hospitals & Medical Centers	Temples, Churches & Mosques	Com. Centers	Governmental Institutions & NGOs	Total per District	Total for all Districts
Coconut	2500	50	200	100	200	3,050	12,200
Areca nut	-	50	200	100	-	350	1,400
Mango	750	10	100	50	40	950	3,800
Orange		20	100	50	40	210	840
Lime		2	5	5	1	13	
Jack	500	10	100	50	40	700	2,800
Mahogany	-	-	-	-	-	-	-
Neem	500	30	40	20	80	670	2,680
Teak	250	10	20	10	40	330	1,320
Cashew	500		40	20	40	600	2,400
Palmyra (seeds)	2500	100	200	100	400	3,300	13,200
Total	7500	280	1000	500	880	10,160	40,640

Reforestation Campaign & Tree Planting Progress Report

3.2. Details of Urban Reforestration on district basis

3.2.1. Kilinochchi District

3.2.1.1. Inauguration Ceremony

Place : The Cultural Hall of Kilinochchi

Time : 15th of October, 10.30 am

Chief Guest : Mr. Rasanayagam, G.A Kilinochchi

Important Participants :

- Mr. Hawa, Field Coordinator UNDP, Kilinochchi
- Mr. Suhunan, Executive Director TECH
- Mr. Kanasapillai, Consortium Kilinochchi
- Mr. Pon Nithyanantham, Town Council Kilinochchi
- Mr. Prabaharan, Principal Kili-TECH
- Mr. Suntharamoorthy, Director TECH
- Mr. Arulgnanam, Agriculture specialist, UNDP, Kilinochchi.
- Mr. Sivakopal, Vanni TEC, Kilinochchi.

Activities: - Some of the guests took part in the tree planting at the Cultural Hall of Kilinochchi.
- Posters and leaflets on re-plantation and water management were distributed.



The Economic Consultancy House
Iranaimadu Junction, Kilinochchi
December 2004

Reforestation Campaign & Tree Planting Progress Report

3.2.1.2. Tree Planting Achieved Targets

Types of Trees	Schools and preschools	Temples or churches or Mosques	Governmental institutions & NGOs	Total numbers/ District
Coconut	10	2116	335	2461
Areca nut	25	-	209	234
Mango	20	39	142	201
Orange /Lime	30	178	35	243
Jack	20	232	160	412
Mahogany/ Samandala	-	-	-	-
Neem	20	44	-	64
Teak	-	-	-	-
Acacia	05	130	-	135
Cashew	-	-	-	-
Casuarina	35	-	10	45
Palmyrah (Seeds)	-	4200	-	4200
Total	165	6939	891	7995

- Percentage of completion is 78.69%

Kilinochchi performed well in relation to other districts, this can be attributed to the following factors; usage of Palmyra seeds (nearly 4000 were distributed) which is a sturdy plant that is less affected by heavy rainfall, better monitoring facilities due to the head office being located in Kilinochchi and also easier accessibility to supply planting material during difficult weather conditions.

The Institutions and schools chosen in all districts has been based on the willingness of the local groups, please see Appendix A for further details on the chosen locations.

Reforestation Campaign & Tree Planting Progress Report

3.2.2. Mullaitivu District

3.2.2.1. Inauguration Ceremony

Place : The Oddisuddan Mahavidyalayam

Time : 15th of October, 10.30 am

Chief Guest : Miss Subagini Kanthaiyah A.G.A Oddusudan

Important Participants: - Mr. S. Jayapalan, Director of Education Department
- Mr. Karunaivel, Environment Office Mlluaithivu
- Mr. Vimalenthiran, Coordinator TECH-Mullaithivu

Activities : Some guests took part in the tree planting at the Oddesuddan Mahavidyalayam.
- Posters and leaflets on re-plantation and water management were distributed.



Reforestation Campaign & Tree Planting Progress Report

3.2.2.2. Tree Planting Achieved Targets

Types of Trees	Schools and preschools	Common places	Governmental institutions & NGOs	Total numbers/District
Coconut	616	2839	25	3480
Arecanut	-	80	10	90
Mango	192	22	05	219
Orange /Lime	-	29	16	45
Jack	133	22	05	160
Mahogany/ Samandala	-	-	-	-
Neem	125	16	15	156
Teak	72	08	05	85
Acacia	-	-	-	-
Cashew	139	64		203
Casuarina	-	-	-	-
Palmyra (seeds)	720	60	50	830
Total	1997	3140	131	5268

- Percentage of completion is 51.55%

Initially difficulties were faced in Mullaitivu due to continual rainfall, which restricted plant transportation. Accelerating the amount of field staff and vehicles transporting the material has now rectified this obstacle. TECH has now been able to supply most of the seedlings and is waiting on better weather conditions to commence plantation.

See attached Appendix B for details relating to chosen schools, government institutions and common places.

Reforestation Campaign & Tree Planting Progress Report

3.2.3. Mannar District

3.2.3.1. Inauguration Ceremony

Place : Mannar Aandanakulam School

Time : 15th of October, 10.30 am

Chief Guest : Principle, Aandanakulam School

Participants : - Mr. Murali filed officer UNDP-Mannar
- Mr. Pirbrabharan, Coordinator TECH- Mannar
- School students

Activities : - Some guests took part in the tree planting at the Mannar Aandankulam School.
- Posters and leaflets on re-plantation and water management were distributed.



The Economic Consultancy House
Iranaimadu Junction, Kilinochchi
December 2004

Reforestation Campaign & Tree Planting Progress Report

3.2.3.2. Tree Planting Achieved Targets

Types of Trees	Schools and preschools	Common places	Governmental institutions & NGOs	Total numbers/ District
Coconut	335	1500	-	1835
Arecanut	145	-	-	145
Mango	310	-	03	313
Orange /Lime	300	-		300
Jack	235	-	02	237
Mahogany/ samandala	334	-	-	334
Neem	-	-	-	-
Teak	230	-	-	230
Acacia	239	-	-	239
Cashew	210	-	-	210
Casuarina	270	-	-	270
Palmyra (seeds)	10	-	-	10
Total	2618	1500	05	4123

- Percentage of completion is 41.23%

Initially difficulties were faced in Mannar due to continual rainfall, which restricted plant transportation. Accelerating the amount of field staff and vehicles transporting the material has now rectified this obstacle. TECH has now been able to supply most of the seedlings and is waiting on better weather conditions to commence plantation.

See attached Appendix C for details relating to chosen schools, government institutions and common places.

Reforestation Campaign & Tree Planting Progress Report

3.2.4. Jaffna District

3.2.4.1. Inauguration Ceremony

Place : The Faculty of Agriculture, University of Jaffna.

Time : 15th of October, 10.30 am

Chief Guest : Prof.S.Mohanathas, V.C University of Jaffna

Important Participants: - Prof. S.Rajathurai, Dean Faculty of Agriculture, University of Jaffna
- Dr (Mrs.) Sivapathasundram, Field Coordinator UNDP-Jaffna
- Dr R. Mananoharan, Project Coordinator TECH
- Mr. Sinathurai, A.D,Dept.of Agriculture,Jaffna
- Mr. T. Prathap, Project Officer TECH

Activities : - Some of the guests took part in the tree planting at the University of Jaffna.
- Posters and leaflets on re-plantation and water management were distributed.



The Economic Consultancy House
Iranaimadu Junction, Kilinochchi
December 2004

Reforestation Campaign & Tree Planting Progress Report

3.2.4.2. Tree Planting Achieved Targets

Types of Trees	Schools and preschools	Temples or churches or Mosques	Governmental institutions & NGOs	Total numbers/ District
Coconut	150	1500	100	1,750
Arecanut	30	20	-	50
Mango	205	150	120	475
Orange /Lime	50		10	60
Jack	205	150	120	475
Mahogany/ Samandala	-	-	-	-
Neem	205	100	110	415
Teak	160	-	100	260
Cashew	-	75	25	100
Palmyra (seeds)	-	-	-	-
Total	1005	1995	585	3,585

- Percentage of completion is 35.28%

Reforestation Campaign & Tree Planting Progress Report

4. RURAL REFORESTATION PROJECT SEGMENT

4.1. Over all Targets

Seedlings allocated for each district	Selected villages	Casurina	Neem	Mahogany	Teak	Accasia
Jaffna	Chavakachery	400	150	150	100	100
	Kudanthani	400	150	100	100	100
Kilinochchi	Paranthan	400	150	150	100	100
	Poonakary	400	150	100	100	100
Mullaithivu	Mankulam	400	150	150	100	100
	Oddesudan	400	150	100	100	100
Mannar	Illupaikadawai	400	150	150	100	100
	Palampitty	400	150	100	100	100
Total		3200	1200	1000	800	800

TECH has already selected the two villages in each of the districts for implementing this project segment. In Urban reforestration effort the plants are distributed in smaller numbers to a larger community of users and the follow up monitoring effort is less resource consuming.

TECH realized that greater effort and focus is necessary to successfully implement reforestration in rural areas where larger areas and fewer users are involved. The planning for this effort is complete but the implementation is in very preliminary stages.

From a districtwise perspective the rural reforestation project segment has faced greater difficulties. Factors such as heavy rainfall, flooding and restriction in vehicle movement have resulted in the working plan being temporarily postponed in all districts. Bad weather conditions has prevented large quantities of planting material from being transported to the rural communities, further any trees that have been planted have been washed away or destroyed by the rain.

Once the weather condition improves, we will accelerate the program in order to achieve the set target. In the meantime we have ordered more planting material from the following suppliers and cleared more rural land.

Reforestation Campaign & Tree Planting Progress Report

- Mr. K Sunderalingam, Skandapuram, Kilinochchi: Orange, Jack, Mango, Mahagony and Cashew plants for a total sum of Rs.689,000.
- Mr. S. Kandasamy, Punnaineeravi, Visvamadu: Coconut, Arecanut, Neem, Teak and Acasia plants for a total sum of Rs.779,800.
- Mr S Navaratnam: Palmyrah seed and casuarinas for a total sum of Rs.77,200.

5. REFORESTATION CAMPAIGN PROJECT SEGMENT

5.1. Over all Targets

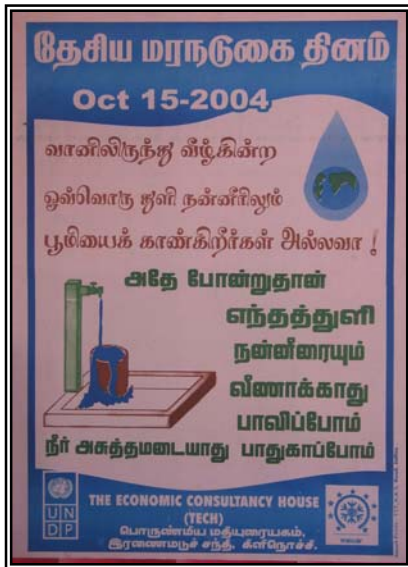
This campaign aims to create awareness within the community in regards to issues such as, water conservation and tree replanting. The same posters/leaflets were distributed to all districts.

In addition, TECH gave publicity to the campaign in local papers (Uthayan and EelaNadu). Special reforestration awareness programs were also conducted in radio broadcasts that covers Vanni area.

Below are the number of posters & leaflets printed for the campaign:

- Posters – 1000
- Leaflets – 3000

A) Posters



The Economic Consultancy House
Iranaimadu Junction, Kilinochchi
December 2004

Reforestation Campaign & Tree Planting Progress Report

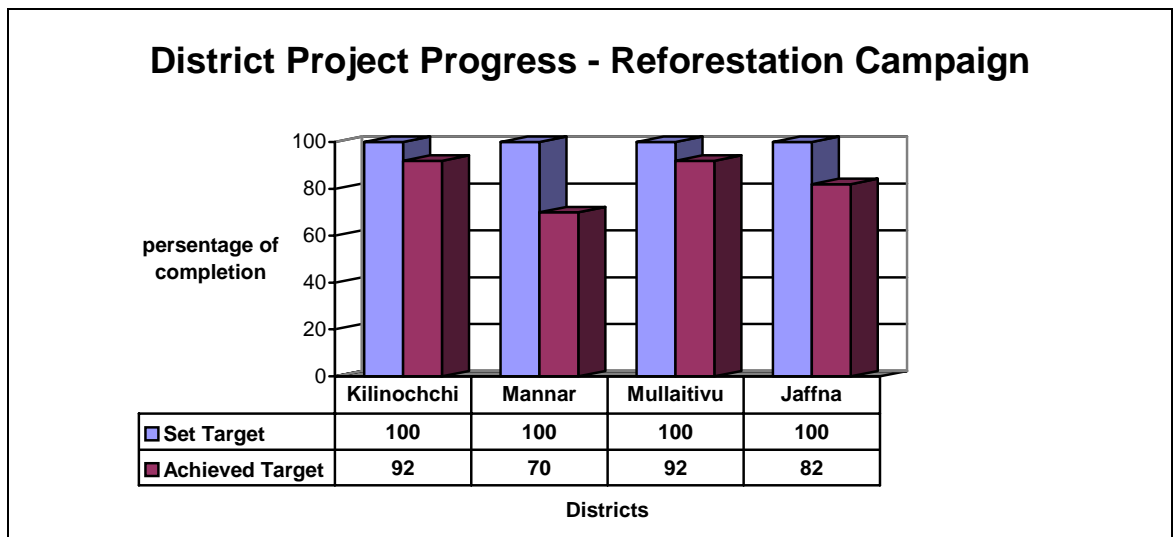
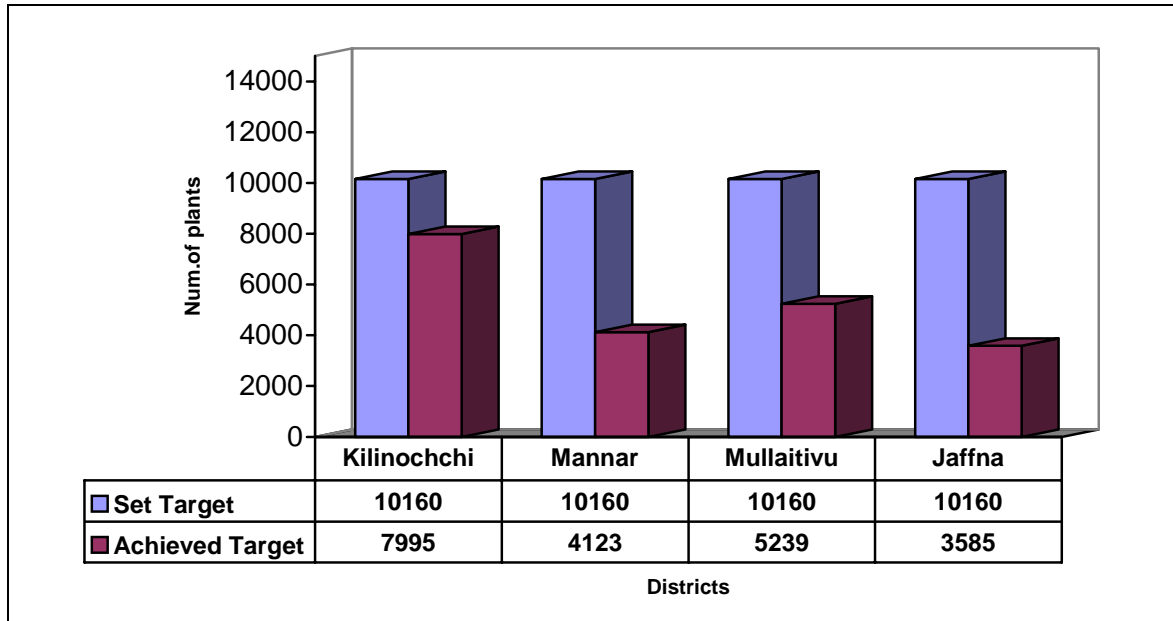
B) Leaflets



The Economic Consultancy House
 Irainimadu Junction, Kilinochchi
 December 2004

Reforestation Campaign & Tree Planting Progress Report

6. PROJECT SUMMARY



The above graphs illustrate the actual percentage of project completed against the set targets for the urban reforestation & reforestation campaigns by district.

Reforestation Campaign & Tree Planting Progress Report

The urban reforestation campaign over the past four months has received positive feedback with local communities and institutions planting and maintaining their seedlings. Areas such as Kilinochchi have received especially good results due to easier access to the material and transportation facilities. Some limitations relating to bad weather, plant transportation and resource restrictions have prevented some districts such as Mannar and Jaffna from achieving its set targets.

The reforestation campaign has been especially effective with up to 92% of poster and leaflets being distributed in the Kilinochchi & Mullaitivu districts.

In regards to the rural reforestation campaign, weather impediments have prevented this program from being fully implemented. More detailed results will be available in the next campaign report.

Reforestation Campaign & Tree Planting Progress Report

7. APPENDIX

7.1. Appendix A

Kilinochchi Plant Distribution Details

i) Schools

Serial num	Name of the schools	Coconut	Areca nut	Mango	Orange /Lime	Jack	Mahogan/sa mandala	Neem	Teak	Acacia	Cashew	Csuarina	Palma rah
01	Barathivithiyalayam (Barathipuram)	10	25	-	10	05	-	10	-	05	-	20	-
02	Hindu college (Kilinochchi)	-	-	10	10	10	-	-	-	-	-	-	-
03	Muruganantha M.V (Murasumodai)	-	-	10	10	05	-	10	-	-	-	15	-

Reforestation Campaign & Tree Planting Progress Report

b) Common places

Serialnum	Common places	Coconut	Areca nut	Mango	Orange /Lime	Jack	Mahoganyasamandala	Neem	Teak	Acacia	Cashew	Csuarina	Palma rah
01	Rural development society (Karadippookku)	316	-	04	28	37	-	-	-	-	-	-	4200
02	Religions places (Special occasion)	860	-	-	-	-	-	-	-	-	-	-	-
03	Religions places (Special occasion)	620	-	-	-	-	-	-	-	-	-	-	-
04	Model villages (Kilinochchi)	170	-	15	130	170	-	24	-	115	-	-	-
05	Rural development society (Kilinochchi)	-	-	20	20	25	-	20	-	15	-	-	-
06	Children Home (Uruthirapuram)	75	25	-	-	10	-	-	-	-	-	-	-
07	Kanthy seva center (Uruthirapuram)	50	30	03	-	10	-	-	-	-	-	-	-
08	Annai Illam (Thiruvaiyaru)	80	-	10	10	10	-	-	-	-	-	-	-
09	Senchsolai (Thiruvaiyaru)	100	45	-	25	-	10	-	-	-	-	10	-
10	NGO Consortium (Kilinochchi)	170	109	129	-	130	-	-	-	-	-	-	-
	Total	2441	209	181	213	392	10	44	-	130	-	10	4200

Reforestation Campaign & Tree Planting Progress Report

7.2. Appendix B

Mullaitivu Plant Distribution Details

a) Schools

Serial num	Schools and preschools	Coconut	Areca nut	Mango	Orange /Lime	Jack	Mahoganysama ndala	Neem	Teak	Acacia	Cashew	Csuarina	Palma rah
01	Naddankandal M.V (Manthi – East)	10	-	03	-	02	-	02	01	-	02	-	10
02	Bandiyan M.V (Manthi – East)	10	-	03	-	02	-	02	01	-	02	-	10
03	Palinagar (Manthi – East)	10	-	03	-	02	-	02	01	-	02	-	10
04	Kolavi M.V (Manthi – East)	10	-	03	-	02	-	02	01	-	02	-	10
05	Seradikkulam M.V (Manthi – East)	05	-	03	-	02	-	02	01	-	02	-	10
06	Panagkamam (Manthi – East)	15	-	06	-	04	-	04	02	-	04	-	20
07	Moontrumurippu M.V (Manthi – East)	10	-	03	-	02	-	02	01	-	02	-	10
08	Vavunikkulam M.V (Manthi – East)	10	-	03	-	02	-	02	01	-	02	-	10
09	Vannivelankulam M.V (Manthi – East)	10	-	03	-	02	-	02	01	-	02	-	10
10	Venayagapuram M.V (Manthi – East)	10	-	03	-	02	-	02	01	-	02	-	10
11	Murukantha M.V (Manthi – East)	10	-	03	-	02	-	02	01	-	02	-	10
12	Ammayal puram M.V (Manthi – East)	10	-	03	-	02	-	02	01	-	02	-	10
13	Palaipani	10	-	03	-	02	-	02	01	-	02	-	10

Reforestation Campaign & Tree Planting Progress Report

Primary schools													
01	Venayagapuram (Manthi – East)	10	-	03	-	02	-	02	01	-	02	-	10
02	Naddankangal (Manthi – East)	07	-	02	-	02	-	02	01	-	02	-	10
03	Karumbulliyam (Manthi – East)	10	-	02	-	02	-	02	01	-	02	-	10
04	Bandeyan kulam	07	-	03	-	02	-	02	01	-	02	-	10
05	Povarasankulam	10	-	02	-	02	-	02	01	-	02	-	10
06	Kombaruthakulam	06	-	02	-	02	-	02	01	-	02	-	10
07	Palinagar	10	-	02	-	02	-	02	01	-	02	-	10
08	St anthonyar	-	-	-	-	-	-	-	-	-	-	-	-
09	Sivapuram	07	-	03	-	02	-	02	01	-	02	-	10
10	Selvapuram	-	-	-	-	-	-	-	-	-	-	-	-
11	Selvapuram north	03	-	01	-	02	-	02	01	-	02	-	10
12	Seradikulam	07	-	03	-	02	-	02	01	-	02	-	10
13	Panagkamam	06	-	01	-	02	-	02	01	-	02	-	10
14	Moonrumurippu	05	-	01	-	02	-	02	01	-	02	-	10
15	Palaipani	-	-	-	-	-	-	-	-	-	-	-	-
16	Vannivelankulam	05	-	01	-	02	-	02	01	-	02	-	10
17	Ampalpuram	-	-	-	-	-	-	-	-	-	-	-	-
18	Vavunikkulam	10	-	01	-	02	-	02	01	-	02	-	10
	Schools Mahavidyalayam												
01	Mankulam M.V (Mankulam)	10	-	03	-	02	-	02	01	-	02	-	10
02	Karippaddamurippu (Mankulam)	10	-	03	-	02	-	02	01	-	02	-	10
03	Olumadu (Mankulam)	10	-	03	-	02	-	02	01	-	02	-	10
04	Ambakamam	10	-	03	-	02	-	02	01	-	02	-	10
05	Pulamchnathikulam (Mankulam)	10	-	03	-	02	-	02	01	-	02	-	10
06	Panikkankulam (Mankulam)	10	-	03	-	02	-	02	01	-	02	-	10
07	Pariyapuliyankulam (Mankulam)	10	-	03	-	02	-	02	01	-	02	-	10
08	Thirumurukandy (Mankulam)	10	-	03	-	02	-	02	01	-	02	-	10

Reforestation Campaign & Tree Planting Progress Report

Primary schools													
01	Kalaikumar (Mankulam)	07	-	03	-	02	-	03	01	-	02	-	10
02	Arevole (Mankulam)	10	-	03	-	02	-	-	01	-	02	-	10
03	Jayakkumar (Mankulam)	10	-	03	-	02	-	-	01	-	02	-	10
04	Thavam (Mankulam)	07	-	03	-	02	-	-	01	-	02	-	10
05	Thachchadampan (Mankulam)	07	-	03	-	02	-	-	01	-	02	-	10
06	Theninthiyathiruchs abi (Mankulam)	10	-	03	-	02	-	-	01	-	02	-	10
07	Neyuddan (Mankulam)	03	-	03	-	02	-	-	01	-	02	-	10
Schools													
01	Malavi .C.C (Thunukkai)	10	-	03	-	02	-	02	01	-	02	-	10
02	Yogapuram M.V (Thunukkai)	10	-	03	-	02	-	02	01	-	02	-	10
03	Kalvilankulam G.T.M.S (Thunukkai)	10	-	03	-	02	-	02	01	-	02	-	10
04	Aalankulam G.T.M.S (Thunukkai)	10	-	03	-	02	-	02	01	-	02	-	10
05	Pallayamurukandy G.T.M.S (Thunukkai)	10	-	03	-	02	-	02	01	-	02	-	10
06	Puthuveduvan M.V (Thunukkai)	10	-	03	-	02	-	02	01	-	02	-	10
07	Theniyankulam G.T.M.S (Thunukkai)	10	-	03	-	02	-	02	01	-	02	-	10
08	Thunukkai G.T.M.S (Thunukkai)	05	-	02	-	01	-	01	01	-	02	-	10
09	Uyilankulam G.T.M.S (Thunukkai)	10	-	03	-	02	-	02	01	-	02	-	10
10	Vavunikkulam (Thunukkai)	10	-	03	-	02	-	02	01	-	02	-	10
11	Ambalapperumal	10	-	03	-	02	-	02	01	-	02	-	10

Reforestation Campaign & Tree Planting Progress Report

12	Koddikadeyakulam (Thunukkai)	10	-	03	-	02	-	02	01	-	02	-	10
13	Arokeyapuram (Thunukkai)	10	-	03	-	02	-	02	01	-	02	-	10
14	Therankandal (Thunukkai)	10	-	03	-	02	-	02	01	-	02	-	10
15	Amaithipuram Tamil M.V (Thunukkai)	-	-	-	-	-	-	-	-	-	-	-	-
16	Aniyeankulam M.V (Thunukkai)	10	-	03	-	02	-	02	01	-	02	-	10
17	Iyankulam (Thunukkai)	10	-	03	-	02	-	02	01	-	02	-	10
	Primary school												
01	Primary school	10	-	03	-	02	-	03	01	-	02	-	10
02	Muvendar	10	-	03	-	02	-	02	01	-	02	-	10
03	St . sapesteyan	05	-	03	-	01	-	02	01	-	02	-	10
04	Valanagar	10	-	03	-	01	-	02	01	-	02	-	10
05	Therunagar	10	-	03	-	01	-	02	01	-	02	-	10
06	Theneyankulam	05	-	02	-	02	-	01	01	-	01	-	10
07	Uyilankulam	05	-	02	-	01	-	01	01	-	01	-	10
08	Ambalaipperumal G.T.M.S	03	-	02	-	01	-	01	01	-	01	-	10
09	Arokiyapuram T.V	07	-	03	-	01	-	01	01	-	02	-	10
10	Hevrankandal G.T.M.S	09	-	02	-	01	-	01	01	-	02	-	10
11	Amaithipuram T.V	05	-	02	-	01	-	01	01	-	02	-	10
12	Aninchiyankulam	05	-	01	-	01	-	01	01	-	01	-	10
13	Iyankulam	10	-	02	-	01	-	01	01	-	01	-	10
	Total	616	-	192	-	133		125	72		139	-	720

Reforestation Campaign & Tree Planting Progress Report

b) Common places

Serial num	Common places	Coconut	Areca nut	Mango	Orange /Lime	Jack	Mahogany samandala	Neem	Teak	Acacia	Cashew	Csuarina	Palma rah
01	Amabakamam (Mankulam)	05	10	02	05	02	-	02	01	-	-	-	10
02	Pulumachchinathikulam (Mankulam)	05	10	02	02	02	-	02	01	-	-	-	10
03	Olumadu (Mankulam)	05	10	02	03	02	-	02	01	-	-	-	10
04	Thachadampan (Mankulam)	05	10	02	03	02	-	02	01	-	-	-	10
05	Peelikulam	05	10	02	03	02	-	02	01	-	-	-	10
06	Karippada murippu (Mankulam)	05	10	02	03	02	-	02	01	-	-	-	10
07	Kalaimakal (Thunukkai)	10	10	05	05	05	-	02	01	-	02	-	-
08	Thaisaei posakku (Thunukkai)	10	10	05	05	05	-	02	01	-	02	-	-
09	Rural development society	2709											
	Total	2759	80	22	29	22	-	16	08	-	04	-	60

C) Governmental institutions & NGOs

Serial num	Governmental institutions & Non	Coconut	Areca nut	Mango	Orange /Lime	Jack	Mahogany ysamanda	Neem	Teak	Acacia	Cashew	Csuarina	Palma rah
01	Naddankandal Hospital (Manthi)	05	05	01	04	01	-	03	01	-	-	-	10
02	Vannivelankulam Hospital (Manthi)	05	-	01	04	01	-	03	01	-	-	-	10
03	Thelepan Medcial center (Mankulam)	05	-	01	02	01	-	03	01	-	-	-	10
04	Karippaddamurippu (Mankulam)	05	-	01	02	01	-	03	01	-	-	-	10
05	Fir staid center (Thunukkai)	05	05	01	04	01	-	03	01	-	-	-	10
	Total	25	10	05	16	05	-	15	05	-	-	-	50

Reforestation Campaign & Tree Planting Progress Report

7.3. Appendix C

Mannar Plant Distribution Details

Serial num	Name of the schools	Coconut	Areca nut	Mango	Orange /Lime	Jack	Mahogany's amandala	Neem	Teak	Acacia	Cashew	Csuarina	Palma rah
01	Zonal education (Mannar)	300	100	300	300	200	300	-	200	200	200	200	-
02	Shinapandivirichchan (Madukkovil)	10	20	10	-	10	10	-	10	10	10	10	10
03	AdambanRoman.C.T.M.S	-	-	-	-	15	-	-	-	05	-	-	-
04	Aandankulam Roman.C.T.M.S	-	-	-	-	10	04	-	-	04	-	-	-
05	Periyamadu M.V (Mannar)	25	25	-	-	-	10	-	10	20	-	50	-
06	Thevanpidy R.C.T.M.S (Velankulam)	-	-	-	-	-	10	-	10	-	-	10	-
	Total	335	145	310	300	235	334	-	230	239	210	270	10

Reforestation Campaign & Tree Planting Progress Report

Serial num	Common places	Coconut	Areca nut	Mango	Orange /Lime	Jack	Mahogany samandala	Neem	Teak	Acacia	Cashew	Csuarina	Palma rah
01	Rural development society (Karadippookku)	316	-	04	28	37	-	-	-	-	-	-	4200
02	Religions places (Aalamkulam)	760	-	-	-	-	-	-	-	-	-	-	-
03	Religions places (Vannivelankulam)	520	-	-	-	-	-	-	-	-	-	-	-
04	Model villages (Kilinochchi)	120	-	15	130	170	-	24	-	115	-	-	-
05	Rural development society (Kilinochchi)	-	-	20	20	25	-	20	-	15	-	-	-
06	Children Home (Uruthirapuram)	25	25	-	-	10	-	-	-	-	-	-	-
07	Kanthy seva center (Uruthirapuram)	-	30	03	-	10	-	-	-	-	-	-	-
08	Annai Illam (Thiruvaiyaru)	30	-	10	10	10	-	-	-	-	-	-	-
09	Senchsolai (Thiruvaiyaru)	100	45	-	25	-	10	-	-	-	-	10	-
10	NGO Consortium (Kilinochchi)	170	109	129	-	130	-	-	-	-	-	-	-
	Total	1951	209	181	213	392	10	44	-	130	-	10	4200